

2

THE TINKLING BELLS



0432CH02



Let us Read

Chinna was a little boy who lived in a village. He studied in grade 4. He was a bright boy who liked to read storybooks and learn new things. He had many friends with whom he played. But, most of all, he loved to play with his little pet “kid” named Tara.

Tara was a five-month-old kid, milky white in colour. One day, while coming back from school, Chinna stopped at Chacha’s shop. He saw a pair of beautiful, shiny tinkling bells. He went inside the shop and politely asked the shopkeeper to show him the tinkling bells.



Goats under the age of six months are called “kids”.



“Ten rupees please,” Chacha said.

Chinna liked the bells a lot. He put his hand in his pocket to take out the money.

He was shocked to find that his money was missing. “Oh! Where is the money Dadaji gave me yesterday?” He searched all his pockets but couldn’t find the money.

Feeling sad, he returned the tinkling bells to Chacha and began walking home.



Chinna reached home. He removed his shoes and placed them in the corner. He went inside and dropped his school bag on the study table. He sat on the chair and rested his head on the table.



His mother Kamala, who had been watching all this, came to Chinna.

She asked gently, “What happened, Chinna?”

Kamala laid her hands softly on his shoulders. At once, Chinna hugged her and started crying. On seeing this, Kamala wiped his tears. After a while, Chinna told her about the missing money.



Kamala consoled him, saying, “I’m so sorry, dear. It’s ok, don’t cry. I’ll give you money to buy the bells. But, make sure to be careful with money in the future”.


Chinna smiled and said, “Sure Amma”.

“That’s my boy! Cheer up! Now, let’s go to the market to buy some fruits and vegetables,” Kamala said warmly.



Kamala and Chinna went to the market. They bought apples, mangoes, tomatoes and brinjals. Chinna also wanted pineapples. So, they stopped at the pineapple stall.

“What is the cost of the pineapples?” Kamala asked. “Forty-five rupees each,” replied the fruit seller.



Kamala bought two pineapples and gave him a hundred-rupee note. She asked Chinna to take the change. Then, she went to other shops to buy some more fruits.

The fruit seller gave Chinna two ten-rupee notes. Hiding a mischievous smile, Chinna ran to his mother.

“Amma, do you know? The fruit seller gave me ten rupees extra by mistake. Can I buy the bells and some chocolates?” whispered Chinna.




“Chinna, that’s very bad. It is stealing. How did you feel when you found your money missing?” asked Kamla.

“I felt very sad and angry!” replied Chinna.

“The fruit seller will also feel the same when he comes to know the mistake. Now, be a good boy,” said Kamala gently.

Chinna looked at his mother thoughtfully. He ran back to the fruit seller to return the extra money. The fruit seller was very happy. “You are an honest boy,” he praised him.

Chinna ran back to his mother. Kamla felt pleased with Chinna’s honesty and took him to Chacha’s shop to buy the tinkling bells. Chacha was about to close his shop. ‘Wait!’ called Chinna. ‘Do you still have the bells?’ ‘Yes, I do’ said Chacha. Chinna paid him ten rupees and they both happily walked home. The bells were tinkling in Chinna’s pocket. Hearing the sound of bells, Chinna’s pet kid Tara came running out. Chinna happily tied the tinkling bells around Tara’s neck.



DO YOU KNOW?

A baby goat is called a 'kid', just like a young child! So, when someone says, 'Look at that 'kid' playing in the field, they might not be talking about a human – they could mean a baby goat!



Let us Think

A. Answer the following.

1. Why was Chinna upset?
2. How did Kamala help Chinna feel better?
3. What did the fruit seller do by mistake?
4. How did Chinna manage to buy the bells from Chacha in the end?

B. Write 'T' for true or 'F' for false.

1. Chinna wanted to buy the bells to attach them to his bicycle. { }
2. Chinna's mother, Kamala, comforted him when he came home feeling sad. { }
3. The fruit seller gave Chinna twenty rupees extra as change. { }
4. Chinna decided to keep the extra money and bought chocolates with it. { }
5. The fruit seller was unhappy when Chinna returned the extra money. { }

C. Think and discuss.

1. Why do you think Chinna decided to return the money instead of keeping it?
2. Think of a time when you found something that didn't belong to you. What did you do? How did it make you feel?





Let us Learn

A. Find the given words.

CALM	HONEST	LOVE	RESPECT
COURAGE	LOYAL	TRUTH	FAIR
KIND	PEACE		

N	D	A	T	T	P	E	A	C	E	M	N
R	A	E	E	F	H	E	E	A	T	C	O
E	O	E	N	L	O	Y	A	L	O	V	E
S	N	C	N	T	N	T	O	M	V	P	F
P	A	O	O	R	O	S	D	S	H	T	N
E	T	U	I	U	U	E	E	A	O	T	Y
C	L	R	R	T	R	R	L	O	N	F	T
T	A	A	U	H	C	D	K	E	E	Y	T
E	A	G	W	K	F	A	I	R	S	N	C
O	T	E	A	T	H	O	N	O	T	O	K
O	D	G	T	O	N	N	D	A	A	G	E
U	L	A	R	S	G	T	S	I	O	A	E



B. Read the following.

Chinna, Charu and Jasmine are friends. They study in grade 4.

1.



Chinna is tall.

2.



Charu is taller than Chinna.

3.



Jasmine is the tallest person in the group.

- We use different forms of adjectives to compare the qualities of people or things.
- When we compare the qualities of two people or objects, we add **-er** to the adjective. We always use 'than' while comparing two people or objects.
Example- Aman is shorter**er** than Jiya.
- When the comparison is made in a whole group or collection, we add **-est** to the adjective.
Example- February is the shortest**est** month of the year.



Fill in the blanks using the correct comparison markers (-er or -est).

1. I am tall~~er~~... than my brother.
2. January is the cold..... month of the year.
3. An ant is small..... than an elephant.
4. My sister is smart..... than me.
5. Jay was the fast..... person in the race.



C. Circle the word that means the opposite of the highlighted word in each sentence.

1. Chacha showed him some **beautiful** tinkling bells.
 - a) Attractive
 - b) Ugly
 - c) Broken
2. The fruit seller was so happy that he gave Chinna ten rupees as a **reward**.
 - a) Offer
 - b) Prize
 - c) Punishment
3. I'll give you money to **buy** the bells.
 - a) Sell
 - b) Purchase
 - c) Order



4. “Can I buy chocolates with the money?”
whispered Chinna.
- a) Murmured
 - b) Shouted
 - c) Talked



Let us Listen

Your teacher will read out the story ‘The Tinkling Bells’ once again to you. Now read the following sentences and number them in the sequence of the story.

- Chinna discovered that his money was missing and felt sad.
- Chinna went to the market with his mother.
- Chinna hugged his mother and told her about the missing money.
- Chinna returned the extra money to the fruit seller.
- Chinna bought the tinkling bells after getting some money from his mother.
- Chinna wanted to buy bells for his pet at Chacha’s shop.



Let us Speak

What would you do in the following situations?

1. You borrowed your friend's favorite pen. After using it, you accidentally broke it. What would you do?



2. During a math quiz, your friends ask you to show them your answers because they didn't study. If you don't help, your friends might get upset with you. What would you do?
3. You see a classmate taking a notebook from the teacher's desk without permission. The classmate tells you not to tell anyone. What would you do?
4. You bring your favourite snack to school. But you find that your classmate has not brought anything to eat. You really want to enjoy the snack alone. What would you do?



Note to the Teacher

- Encourage learners to share their opinions.
- Refrain from directing the discussion to get the "acceptable" or "correct" answers.



Let us Write

A. Frame sentences using the following words from the story.

1. smiling:
-
2. mistake:
-
3. honest:
-



4. praise:

.....

5. careful:

.....

B. Draw two national symbols (e.g., national flag, national bird) and write a few sentences about each.



.....

.....

.....

.....

.....

.....

.....

.....





Let us Do

Create your own bell craft, similar to the bells Chinna wanted for his pet goat.



Materials Needed (Waste or Recyclable Items):

- Small metal bottle caps (from used bottles) or small tin cans (cleaned and dried)
- String (about 12-15 inches for each bell)
- Old cardboard (for making a tag or decoration)
- Small pebbles, beans, or beads (for the tinkling sound inside the bell)
- Aluminum foil (for decoration)
- Markers, crayons, or paint (optional, for decoration)
- Glue or tape
- Safety scissors
- Hole punch or nail (with adult supervision for punching holes)

Preparation:

- *If using bottle caps.* Collect around two or three for each student.
- *If using tin cans.* You should have an adult help to make a small hole near the top rim of the can for threading the string and also ensure they are cleaned and dried.

Step 1 >

Place one or two small pebbles, beans, or beads inside a bottle cap or tin can. These will create the tinkling sound when shaken.

Step 2 >

If using bottle caps, glue another cap on top to seal it, creating a small bell shape. Use tape around the edges to ensure it stays closed. If using a tin can, the items can remain inside without sealing.



Step 3 > Thread the string or yarn through the hole in the tin can or make a hole in the top of the sealed bottle cap using a nail (with adult supervision).

Step 4 > Tie a knot at the end of the string to secure it, allowing the bell to hang from the string.

Step 5 > Cut a small piece of aluminum foil and wrap it around the bell to give it a shiny, decorative appearance.

Step 6 > Decorate with markers, crayons, or paint if desired. You can also add patterns, colours, or even drawings on the foil.

Step 7 > Cut a small shape out of the cardboard (e.g., a circle, heart, or star) and punch a hole at the top.

Step 8 > You can write your name, draw a picture, or colour the tag.

Step 9 > Thread the tag onto the string above the bell, tying it in place.

Step 10 > Adjust the length of the string as needed, and make sure the bell can dangle freely to create the tinkling sound.

Step 11 > Shake the bells to hear the sound and enjoy your creation.




FUN WITH MATCHSTICKS

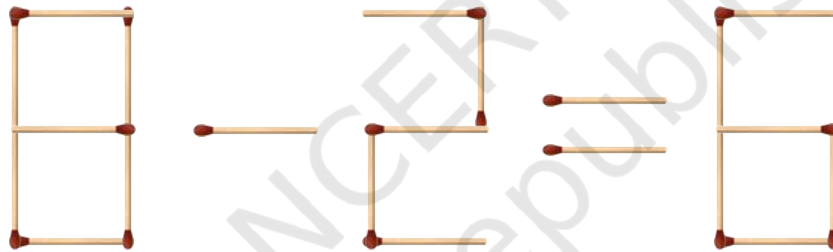
Activity: Fix the equation.

Objective: Move one matchstick to make the equation correct.


One puzzle has been solved for you.



Solution



Now, solve the following equation by moving one matchstick.





Let us Explore

We have read about Chinna's love for tinkling bells in the story. Collect or draw pictures of different types of bells found in India.

