



0223CH07



## This is My Town

This is my town.  
 In my town,  
 There are streets.  
 In my street,  
 There are houses.  
 In my house,  
 There are rooms.  
 In my room,  
 There is a bed.  
 On the bed,  
 There is a basket.  
 In the basket,  
 There are some flowers.  
 Flowers in a basket.  
 Basket on the bed.  
 Bed in the room.  
 Room in the house.  
 House in the street.  
 Street in the town.



### Sight words

in | this | that | there | my |



## New words

train | town | street | house | flower | basket






## Let us speak

1. What do you see in the picture?
2. What is the name of your town/city?
3. What is the name of your street?



## Let us write

- A. Form words with the sets of letters given in the circles below. Then frame a sentence using that word.

Letters	Word	Sentence
	<input type="text"/>	<input type="text"/>
	<input type="text"/>	<input type="text"/>
	<input type="text"/>	<input type="text"/>





## Let us write

### A. Write your home address

Name/ House No.	_____
Name of the street	_____
Name of the area	_____
Town	_____
State	_____
Country	_____



## Let us listen

### A. Listen to your teacher. Your teacher will say one word from each column. Encircle the words you hear in each row.

fan	wall	house	lane	skin
fin	well	mouse	line	swim

### Note to the teacher

- Use the above activity to sensitise children with the diversity of languages and cultures of India.
- Help children find out the name of their street.
- Say one word clearly from each row, given above, for children to encircle.





## Let us do

### A. Read the poem again.

1. Count the number of times you see the letter 'e' in it.

Write the number here. \_\_\_\_\_



2. Next, count the number of times you see the letter 'u' in it.

Write the number here. \_\_\_\_\_

3. Which letter do you see more number of times?

Write the answer here. \_\_\_\_\_

### B. Look at the two pictures given below. Can you spot the differences?



#### Note to the teacher

- These activities will enhance observation skill of the children.





## Let us draw

- A. Look at the picture. Add whatever you think is needed to complete it.



### Note to the teacher

- Encourage the children to draw objects and living beings according to their imagination.





A. Listen to the words that your teacher will read out. Point to the object that represents the word.

Shirt

Shell

Shoe



A. Write 'sh' to fill in the blanks. Read the sentences aloud.

- The sun is \_\_\_ \_\_\_ ining today. I am wearing T-shirt and \_\_\_ \_\_\_ orts. My father is wearing a new \_\_\_ \_\_\_ irt. My grandmother is folding a \_\_\_ \_\_\_ awl. My uncle is polishing his \_\_\_ \_\_\_ oes.



**Note to the teacher**

- Prepare for the class by bringing the relevant objects and place them in the classroom.

