

12

Give and Take



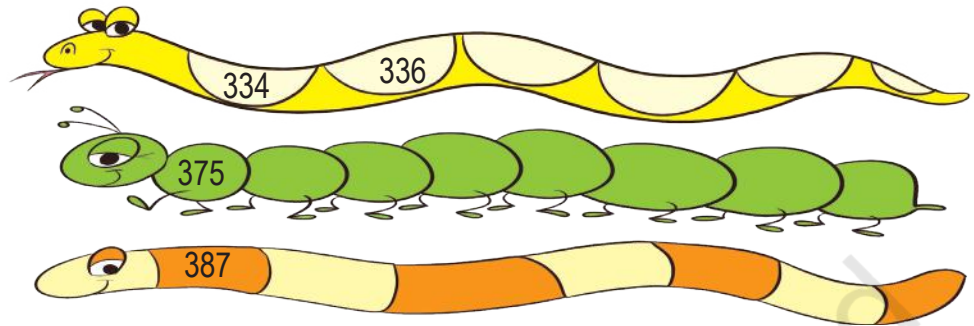
0333CH12



Add 2

Add 5

Subtract 5



Add 6

234

Subtract 6

357

Add 9

288

Subtract 9

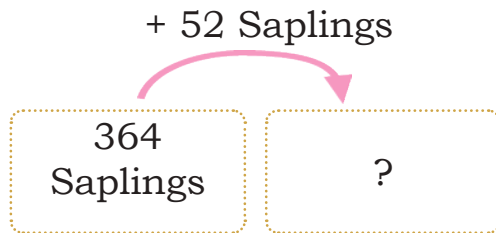
331

Kishan runs a big plant nursery where he puts different varieties of plants. Villagers often come and take saplings from him to grow in their houses.



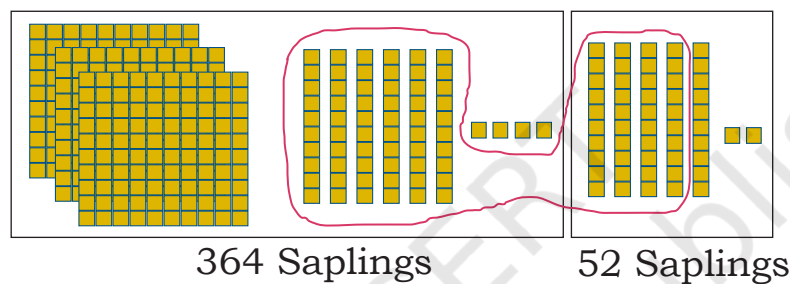
1. Kishan had 364 saplings of different herbs and flowers. Then he went to his friend's village and brought 52 saplings from there. How many saplings does he have now?

Let us draw a box diagram for the problem.

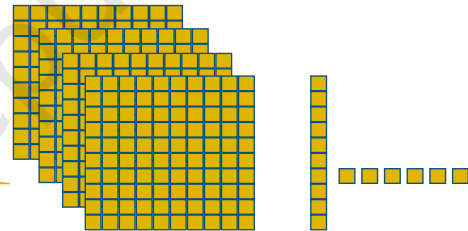


Combine 10 tens to form 1 hundred

Let us use following systematic procedure to solve the problem.



Combine 3 hundreds with 1 hundred to get 4 hundreds



How many saplings in all?

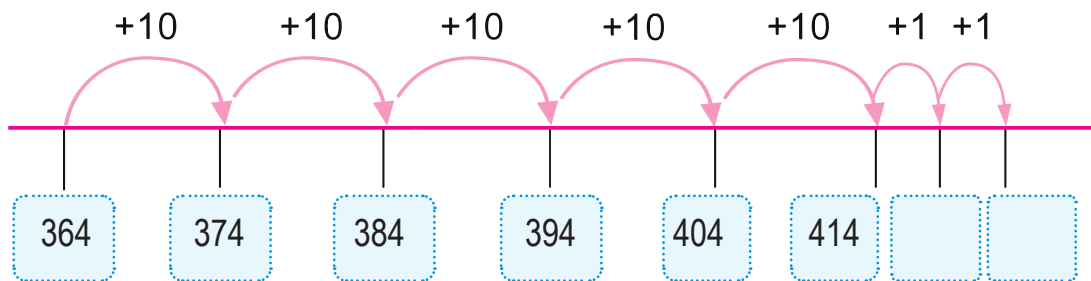
On adding 364 to 52 we get 4 hundreds, 1 ten and 6 ones

Hundreds	Tens	Ones
4	1	6

364 Saplings + 52 Saplings = _____ Saplings

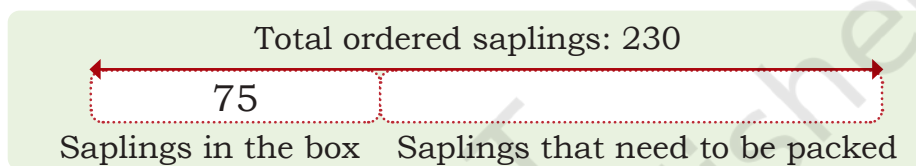
364 + 52 = _____




You can also use a number line to solve it.





2. Kishan has got an order to deliver 230 saplings to a school. He has packed 75 saplings in an open box. How many more saplings does he need to pack?

We write the given problem as a box diagram:



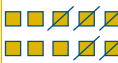


Let us use hundreds , tens  and ones  to solve the problem.

We have to subtract 75 from 230.

Hundreds	Tens	Ones
2	3	0
		

To take away 5 ones, we change 1 ten into 10 ones.

Hundreds	Tens	Ones
		

We can now take away 5 ones from 10 ones.



Teacher's Note: Encourage children to use the Dienes Blocks given at the end of the book and the number line for solving these problems. Children can do these problems by taking away and adding numbers in different ways. Discuss the relation between hundreds, tens and ones.

Subtracting 5 ones from 10 ones, we are left with 5 ones.

Now we have to take away 70. Remember opening a hundreds block gives us 10 blocks of 10s.

Hundreds	Tens	Ones
2	2	5

Take away 70.

Hundreds	Tens	Ones

We are left with this.

Hundreds	Tens	Ones

Kishan has saplings now.



Teacher's Note: Before going into standard algorithms, students should be encouraged to use Dienes blocks and a number line for solving various problems with different strategies.

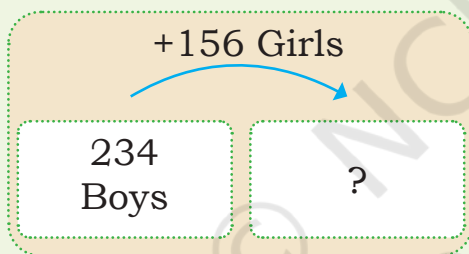



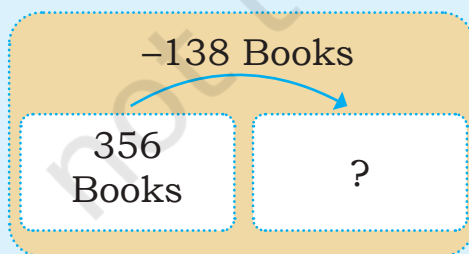
Let us Do

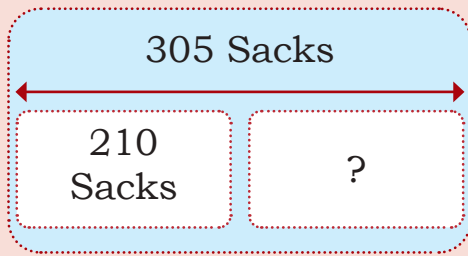
Draw box diagrams, as shown above to solve the following problems. Then use HTO blocks or a number line to solve the problems.

1. Kishan has 456 saplings in August. He distributed 63 saplings. How many saplings are left with him?
2. Kishan has a collection of 309 saplings. He gets 80 more saplings of flowering plants. How many saplings does he have now?
3. Kishan has 270 saplings of herbs and his friend has 36 saplings of herbs. How many more saplings does Kishan have than his friend?

Write word problems using the numbers given in the box diagrams below and solve them. You can take help from the pictures for appropriate contexts.







Use the grid below to solve the following questions. Colour your answers in the grid.

521	522	523	524	525	526	527	528	529	530
511	512	513	514	515	516	517	518	519	520
501	502	503	504	505	506	507	508	509	510
491	492	493	494	495	496	497	498	499	500
481	482	483	484	485	486	487	488	489	490
471	472	473	474	475	476	477	478	479	480
461	462	463	464	465	466	467	468	469	470
451	452	453	454	455	456	457	458	459	460

$456 + 10$

$481 + 19$

$489 + 21 + 15$

$405 + 23$

$467 + 51$

$519 - 40$




Teacher's Note: Encourage children to solve the problems using the above grid. Draw children's attention to the pattern of change in digits when adding 100, 10 and 1.

Do as directed.

Add 100	Add 10	Add 1
269	269	269
369		
	289	

Add 100	Add 10	Add 1
454	454	454
		455

Many years ago, in the Village 'Jadupur', people exchanged things based on their need. Shaamu Kaka gave 5 sacks of rice to Dariya Didi. She in return gave 10 sacks of vegetables. Dariya Didi got 2 sarees from Bablu Dada by giving 5 sacks of onions.



Like this, people in the village exchanged their things. Shamu Kaka got vegetables for the rice he gave. Dariya Didi gave lots of onions to Bablu Dada for the two sarees. Discuss in class why people in this village had to give different quantities while exchanging things.



These days we use money in exchange for things we need. Notes and coins come in different values which are used to buy different things.

For example, one 10-rupee note can buy one *Hawa Mithai* or ten toffees.



One *Hawa Mithai* costs more than a toffee.

Salma buys two bottles of milk for ₹ 100. Kiran buys a basket of pomegranates for ₹ 100.

Circle the one that costs more: a milk bottle or a pomegranate?



Think of two things that we can buy using the same note.

Note	Things you can buy
	<div style="border: 1px dashed blue; height: 40px; width: 100%;"></div> <div style="border: 1px dashed blue; height: 40px; width: 100%;"></div>
	<div style="border: 1px dashed blue; height: 40px; width: 100%;"></div> <div style="border: 1px dashed blue; height: 40px; width: 100%;"></div>




Match the notes and coins in the two columns that have the same values.



Teacher's Note: Let children observe different features in original notes like personalities, monuments, embossed images for people with visual impairments, numbers and number names in different languages, etc. Discuss with children the connections between notes and coins.

Use the following notes and coins to buy the things given below. Find at least two ways of giving the money. You may use the notes and coins more than once.



Have you seen this note?

Draw as many notes of ₹ 100 as is equal to one ₹ 500 note.



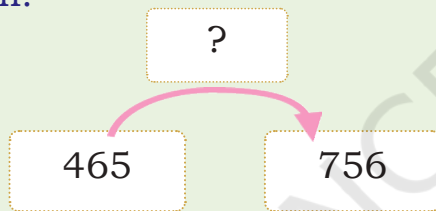
How many ₹ 100 notes are equal to a ₹ 500 note? _____

What things can you buy with ₹ 500 ?



In the morning, Peter uncle has ₹ 465 in his money box. By afternoon, he has ₹ 756. How much has he earned since morning?

Let us draw a box diagram for the problem.





My Estimation.

₹ _____

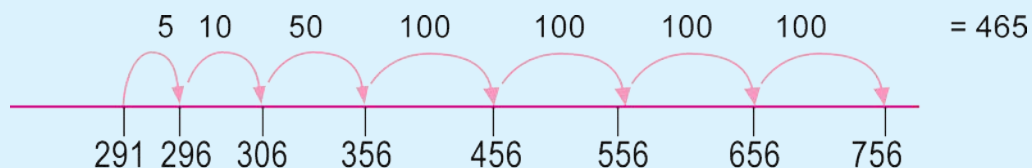
₹ 756

Take out ₹ 465




Difference between the two amounts = ₹ 291

He has earned ₹ 291 since morning.



Today, Peter uncle sold rice for ₹ 640 and sugar for ₹ 215. How much money has he earned from this sale?

Draw a box diagram for the problem.



My Estimate.

₹ _____

Use



or a number line to solve it.



Let us Do

Solve the following problems using box diagrams. Estimate the answers. Then use notes of ₹ 100s, ₹ 10s and ₹ 1s or a number line to solve the problems.

1. One day Peter uncle earned ₹ 650. The next day he earned ₹ 250 more. How much money had he earned by the second day?



Teacher's Note: Provide or ask children to make play money. Help children in exchanging denominations of hundreds, tens and ones and use them in solving problems.

2. Reena bought groceries for ₹ 209. She gave a ₹ 500 note to Peter uncle. How much money should Peter uncle return to Reena?
3. Shireen has ₹ 150 in her piggy bank. She puts ₹100 every week in her piggy bank. How much money does she have at the end of four weeks?
4. Peter uncle saved ₹ 250 in the first month, ₹ 125 in the second month and ₹ 350 in the third month. How much has he saved in these three months?



Estimate the answers to the nearest hundred. Share your thinking in the class.

Number Sentence	Nearest Hundred
$156 + 34$	
$125 - 15$	
$105 + 195$	
$205 + 215$	
$500 - 395$	
$765 - 567$	
$505 + 405$	



Teacher's Note: The teacher can create similar word problems to give children practice of adding and subtracting numbers. Motivate children to draw the problem before solving. Avoid giving keywords to children for solving word problems.

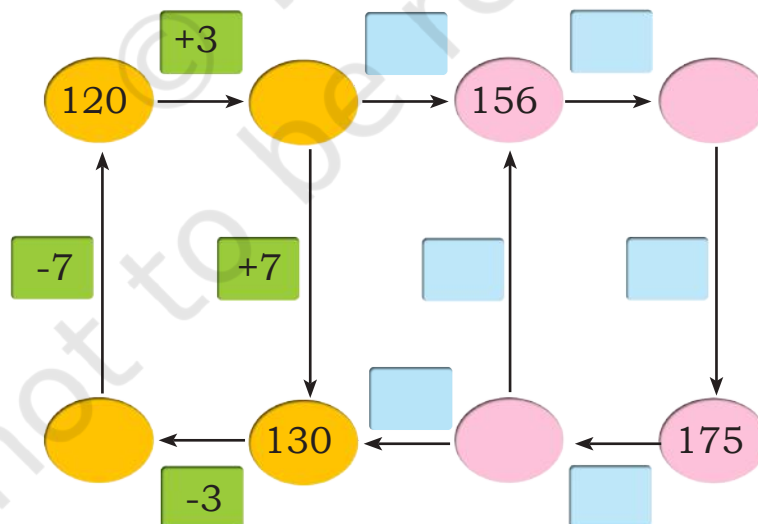
Compare the given problem statements in each row, without calculating. Circle the one that is more. Share your thinking in class.

$373 + 23$	$373 + 40$
$240 + 10$	$204 + 10$
$900 + 9$	$890 + 60$
$345 - 45$	$345 - 54$
$800 - 8$	$700 - 8$

Find the pairs that are equal. Share your thinking in class.

$516 + 100$	$615 - 200$	$350 + 50$
$400 + 15$	$450 - 50$	$816 - 200$

Fill in the boxes with appropriate numbers.



Teacher's Note: Encourage mental calculations in the class to solve the problems above. Ask children to frame many such questions.

Make cards with numbers 0-5. Make two 3-digit numbers using these cards. Add the two numbers and subtract the two numbers. Rearrange the cards and try to get a bigger sum. Rearrange the cards and try to get a smaller difference.

Check with your friends who has got the biggest sum and smallest difference.



Let us Do

(a) $265 + 9$

(c) $825 + 175$

(e) $568 - 5$

(b) $405 + 56$

(d) $600 - 82$

(f) $653 - 356$



Teacher's Note: Allow children to use the number cards from the book to create different numbers. It can be hard for children to do this task with pencil and paper only.