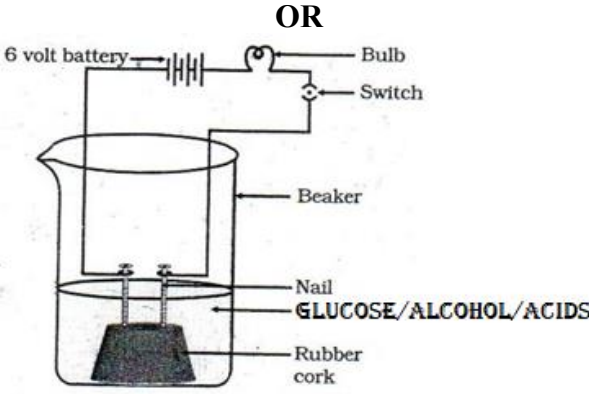


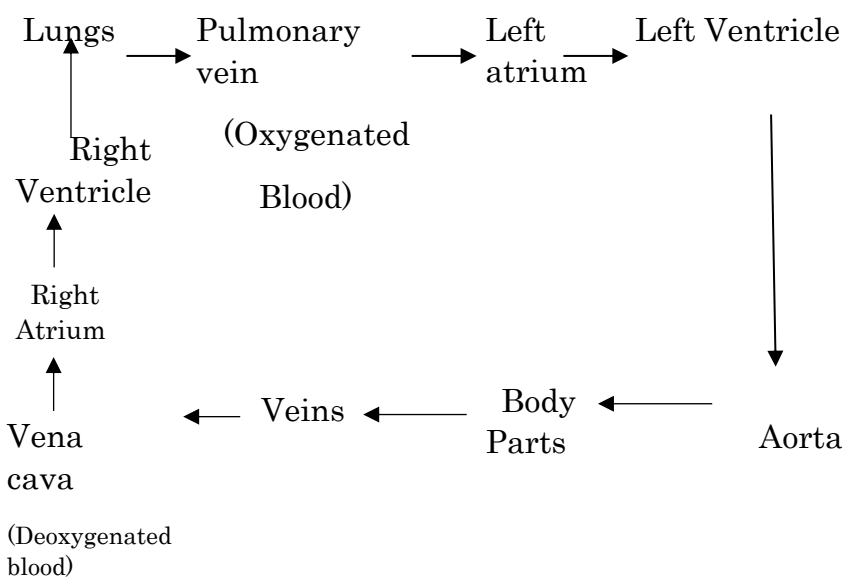
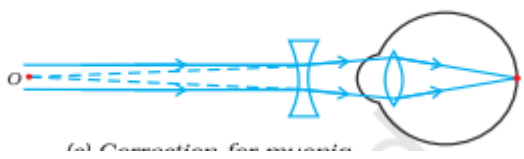
Marking Scheme
Strictly Confidential
(For Internal and Restricted use only)
Secondary School Examination, 2025
SUBJECT : SCIENCE (Q.P. CODE 31/3/3)

General Instructions: -

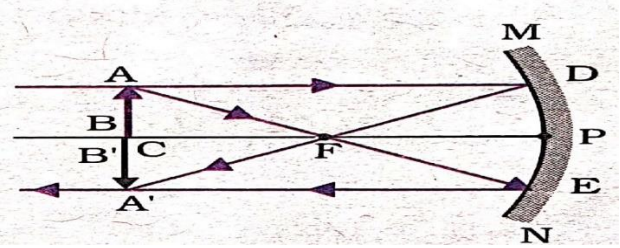
1	You are aware that evaluation is the most important process in the actual and correct assessment of the candidates. A small mistake in evaluation may lead to serious problems which may affect the future of the candidates, education system and teaching profession. To avoid mistakes, it is requested that before starting evaluation, you must read and understand the spot evaluation guidelines carefully.
2	“Evaluation policy is a confidential policy as it is related to the confidentiality of the examinations conducted, Evaluation done and several other aspects. Its leakage to public in any manner could lead to derailment of the examination system and affect the life and future of millions of candidates. Sharing this policy/document to anyone, publishing in any magazine and printing in Newspaper/Website, etc. may invite action under various rules of the Board and IPC.”
3	Evaluation is to be done as per instructions provided in the Marking Scheme. It should not be done according to one’s own interpretation or any other consideration. Marking Scheme should be strictly adhered to and religiously followed. However, while evaluating, answers which are based on latest information or knowledge and/or are innovative, they may be assessed for their correctness otherwise and due marks be awarded to them. In class-X, while evaluating two competency-based questions, please try to understand given answer and even if reply is not from marking scheme but correct competency is enumerated by the candidate, due marks should be awarded.
4	The Marking Scheme carries only suggested value points for the answers. These are in the nature of Guidelines only and do not constitute the complete answer. The students can have their own expression and if the expression is correct, the due marks should be awarded accordingly.
5	The Head-Examiner must go through the first five answer books evaluated by each evaluator on the first day, to ensure that evaluation has been carried out as per the instructions given in the Marking Scheme. If there is any variation, the same should be zero after deliberation and discussion. The remaining answer books meant for evaluation shall be given only after ensuring that there is no significant variation in the marking of individual evaluators.
6	Evaluators will mark(✓) wherever answer is correct. For wrong answer CROSS ‘X’ be marked. Evaluators will not put right (✓) while evaluating which gives an impression that answer is correct and no marks are awarded. This is most common mistake which evaluators are committing.
7	If a question has parts, please award marks on the right-hand side for each part. Marks awarded for different parts of the question should then be totaled up and written in the left-hand margin and encircled. This may be followed strictly.
8	If a question does not have any parts, marks must be awarded in the left-hand margin and encircled. This may also be followed strictly.
9	If a student has attempted an extra question, answer of the question deserving more marks should be retained and the other answer scored out with a note “Extra Question” .
10	No marks to be deducted for the cumulative effect of an error. It should be penalized only once.
11	A full scale of marks 80 (example 0 to 80/70/60/50/40/30 marks as given in Question Paper) has to be used. Please do not hesitate to award full marks if the answer deserves it.

12	Every examiner has to necessarily do evaluation work for full working hours i.e., 8 hours every day and evaluate 20 answer books per day in main subjects and 25 answer books per day in other subjects (Details are given in Spot Guidelines). This is in view of the reduced syllabus and number of questions in question paper.
13	<p>Ensure that you do not make the following common types of errors committed by the Examiner in the past:-</p> <ul style="list-style-type: none"> ● Leaving answer or part thereof unassessed in an answer book. ● Giving more marks for an answer than assigned to it. ● Wrong totaling of marks awarded on an answer. ● Wrong transfer of marks from the inside pages of the answer book to the title page. ● Wrong question-wise totaling on the title page. ● Wrong totaling of marks of the two columns on the title page. ● Wrong grand total. ● Marks in words and figures not tallying/not same. ● Wrong transfer of marks from the answer book to online award list. ● Answers marked as correct, but marks not awarded. (Ensure that the right tick mark is correctly and clearly indicated. It should merely be a line. Same is with the X for incorrect answer.) <p>Half or a part of answer marked correct and the rest as wrong, but no marks awarded.</p>
14	While evaluating the answer books if the answer is found to be totally incorrect, it should be marked as cross (X) and awarded zero (0) Marks.
15	Any unassessed portion, non-carrying over of marks to the title page, or totaling error detected by the candidate shall damage the prestige of all the personnel engaged in the evaluation work as also of the Board. Hence, in order to uphold the prestige of all concerned, it is again reiterated that the instructions be followed meticulously and judiciously.
16	The Examiners should acquaint themselves with the guidelines given in the “ Guidelines for Spot Evaluation ” before starting the actual evaluation.
17	Every Examiner shall also ensure that all the answers are evaluated, marks carried over to the title page, correctly totalled and written in figures and words.
18	The candidates are entitled to obtain photocopy of the Answer Book on request on payment of the prescribed processing fee. All Examiners/Additional Head Examiners/Head Examiners are once again reminded that they must ensure that evaluation is carried out strictly as per value points for each answer as given in the Marking Scheme.

	$\therefore \frac{1}{R_p} = \frac{1}{6} + \frac{1}{2} = \frac{1+3}{6} = \frac{4}{6}$ $R_p = \frac{6}{4} = 1.5 \Omega$	1/2	
SECTION C			
27	<ul style="list-style-type: none"> • Reddish brown to black • Oxidation/Redox reaction • $2 \text{Cu} + \text{O}_2 \xrightarrow{\text{Heat}} 2 \text{CuO}$ • Corrosion occurs in open air whereas oxidation occurs on heating. • Basic copper carbonate / $\text{Cu}(\text{OH})_2 \cdot \text{CuCO}_3$ • Green 	1/2 1/2 1/2 1/2 1/2	3
28	<p>(a)(i) Electricity is passed through an aqueous solution of NaCl (brine), it decomposes to form NaOH. / Chlor-Alkali Process</p> $2 \text{NaCl}(\text{aq}) + 2 \text{H}_2\text{O} \longrightarrow 2 \text{NaOH}(\text{aq}) + \text{Cl}_2 + \text{H}_2$ <p>(ii) When brine reacts with carbon dioxide and ammonia, sodium hydrogen carbonate and ammonium chloride are formed</p> $2 \text{NaCl} + \text{H}_2\text{O} + \text{CO}_2 + \text{NH}_3 \longrightarrow \text{NaHCO}_3 + \text{NH}_4\text{Cl}$ <p>(b)</p> <p style="text-align: center;">OR</p>  <p>Bulb does not glow when solution of alcohol and glucose are taken but glows when acidic solution are taken. (Award marks if explained in words)</p> <p>Reason:- Acidic solutions liberate ions but glucose and alcohol do not liberate ions. Hence bulb only glows for acidic solutions..</p>	1/2 1 1/2 1 2 1	3

29	<ul style="list-style-type: none"> Blood flows twice in the heart before it completes one complete round of the body.  <p>The diagram illustrates the human circulatory system. It shows the flow of blood starting from the Lungs, moving to the Pulmonary vein (Oxygenated Blood), then to the Left atrium and Left Ventricle. From the Left Ventricle, blood is pumped to the Aorta, which leads to the Body Parts. From the Body Parts, blood flows through Veins to the Vena cava, then to the Right Atrium, Right Ventricle, and back to the Lungs. The blood returning from the body is labeled as (Deoxygenated blood).</p>	1 2 3									
30	<p>(a) Round, yellow</p> <p>(b)</p> <table border="0"> <tr><td>round yellow</td><td>: 9</td></tr> <tr><td>round green</td><td>: 3</td></tr> <tr><td>wrinkled yellow</td><td>: 3</td></tr> <tr><td>wrinkled green</td><td>: 1</td></tr> </table> <p>(c) Traits are inherited independently/Independent assortment of the traits.</p>	round yellow	: 9	round green	: 3	wrinkled yellow	: 3	wrinkled green	: 1	1 1 1	3
round yellow	: 9										
round green	: 3										
wrinkled yellow	: 3										
wrinkled green	: 1										
31	<ul style="list-style-type: none"> Myopia /Shortsightedness <p>Causes :</p> <ol style="list-style-type: none"> Excessive curvature of the eye lens Elongation of the eye ball <ul style="list-style-type: none"> Diverging lens/concave lens  <p>The diagram shows a ray of light from an object (O) entering the eye of a person with myopia. The light rays converge in front of the retina. A concave lens is placed in front of the eye to diverge the rays so that they focus exactly on the retina. The caption below the diagram reads '(a) Correction for myopia'.</p>	$\frac{1}{2}$ $\frac{1}{2}$ $\frac{1}{2}$ 1	3								
32	<p>(a) Fleming's Left hand rule</p> <p>Statement : Stretch the thumb, fore figure and the middle figure of your left hand such that they are mutually perpendicular. If the first finger points in the direction of field (F) and the second finger in the direction of current, then the thumb will point in the direction of the force acting on the conductor.</p> <p>(b) (i) Maximum in Case III – Magnetic field and current/motion of charge are perpendicular to each other.</p>	$\frac{1}{2}$ $\frac{1}{2}$ $\frac{1}{2}$									

	(ii) Minimum in Case I – Magnetic field and current/motion of charge are parallel to each other.	½ ½	3
33	(a) • The energy captured by plants does not revert to solar input and the energy which passes to the herbivores does not come back to autotrophs. • As energy moves progressively through the various trophic levels it is no longer available to the previous level. • The energy available at each trophic level gets diminished progressively due to loss of energy at each level. (ANY TWO) (b) 100 J • Autotrophs → Primary consumer → Secondary Consumer 10000 J (1000 J) (100 J) /Only 10% energy of the organic matter of previous trophic level is transferred to next trophic level. /10% law	1x2 ½ ½	3
SECTION D			
34	(a) (i) (I) Ag, (II) Al, (III) K, (IV) Cu (ii) Metal oxides which react with both acids as well as bases to produce salts and water are called amphoteric oxides. $\text{Al}_2\text{O}_3 + 6 \text{HCl} \longrightarrow 2 \text{AlCl}_3 + 3 \text{H}_2\text{O}$ $\text{Al}_2\text{O}_3 + 2 \text{NaOH} \longrightarrow 2 \text{NaAlO}_2 + \text{H}_2\text{O}$ (Do not deduct marks if equation is not balanced) (iii) Water soluble bases are called Alkalis. NaOH / KOH (Sodium Hydroxide) / (Potassium Hydroxide) (any one) OR (b) (i) (I) $2 \text{HgS}(\text{s}) + 3 \text{O}_2(\text{g}) \xrightarrow{\text{Heat}} 2 \text{HgO}(\text{s}) + 2 \text{SO}_2(\text{s})$ (cinnabar) $2 \text{HgO}(\text{s}) \xrightarrow{\text{Heat}} 2 \text{Hg}(\text{l}) + \text{O}_2(\text{g})$ (II) $2 \text{CuS} + 3 \text{O}_2(\text{g}) \xrightarrow{\text{Heat}} 2 \text{Cu}_2\text{O}(\text{s}) + 2 \text{SO}_2(\text{g})$	½ ½ ½ ½ 1 ½ ½ ½ ½ 1 1 1	

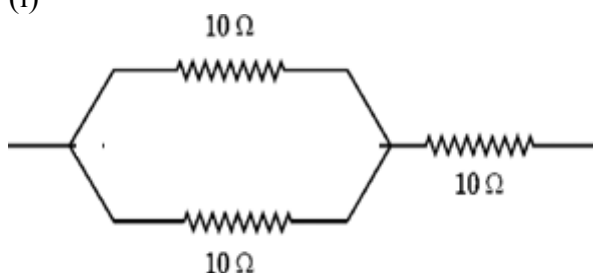
	<p>As the object is moved gradually away from the pole of the mirror, the image gets diminished.</p>  <p>(ii) Object distance, $u = -6.00$ m Image distance, $v = ?$ Focal length, $f = 3.00$ m</p> $\frac{1}{v} + \frac{1}{u} = \frac{1}{f} \quad \text{or} \quad \frac{1}{v} = \frac{1}{f} - \frac{1}{u}$ $\frac{1}{v} = \frac{1}{+3.00 \text{ m}} - \frac{1}{(-6.00 \text{ m})}$ $= \frac{1}{+3.00 \text{ m}} + \frac{1}{6.00 \text{ m}} = \frac{2+1}{6 \text{ m}}$ $\text{or } v = \frac{6}{3} = 2.0 \text{ m}$	<p>1</p> <p>1</p> <p>$\frac{1}{2}$</p> <p>$\frac{1}{2}$</p> <p>$\frac{1}{2}$</p> <p>$\frac{1}{2}$</p>	<p>5</p>
<p>36</p>	<p>(a)</p> <p>(i) 'X' – Stigma 'Y' – Anther</p> <p>(ii) Pollen grains</p> <p>(iii) Pollination</p> <p>(iv) After the transfer of pollen grains from anther into stigma, a pollen tube grows out of the pollen grain and travels through the style to reach the ovary. Male germ cell fuses with the female germ cell to form a zygote which divides several times to form an embryo within the ovule. The ovule develops a tough coat and is gradually converted into a seed.</p> <p style="text-align: center;">OR</p> <p>(b)</p> <p>(i) Binary fission</p> <p>(ii) <i>Leishmania</i></p> <p>(iii) Produces a greater number offsprings within a short period of time /Ensures better chances of survival of organisms in unfavorable conditions/ formation of genetically similar organisms /gamete formation is not required.</p> <p style="text-align: right;">(any two)</p> <p>(iv) Budding</p> <p>A bud develops as an outgrowth due to repeated cell division at on specific site, develop into tiny individuals, and after being matured, detach from parent body and become new independent individuals.</p> <p>(Award marks if explained through labelled diagram) (or any other mode of reproduction)</p>	<p>$\frac{1}{2} + \frac{1}{2}$</p> <p>1</p> <p>1</p> <p>2</p> <p>$\frac{1}{2}$</p> <p>$\frac{1}{2}$</p> <p>1+1</p> <p>1</p> <p>1</p>	<p>5</p>

SECTION E

37

- (a) Graph A
(b) Graph D

(c) (i)



$$R = \frac{R_1 R_2}{R_1 + R_2} + R_3$$

$$R = \left(\frac{10 \times 10}{10 + 10} + 10 \right) \Omega = 5\ \Omega + 10\ \Omega = 15\ \Omega$$

OR

(c)

(ii) • $I = \frac{V}{R} = \frac{6\text{ V}}{(0.1 + 0.2 + 0.3 + 0.4 + 0.5)\ \Omega} = \frac{6\text{ V}}{1.5\ \Omega}$

4.0A

• same current flows when resistors are connected in series.

38

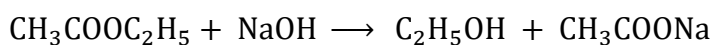
- (a) (III)/ Tubewell water+ Solution of Salt A
(b)

Salt A	Salt B
Soap	Detergent
Na/K salt of long chain carboxylic acids	sodium salt of sulphonic acids or ammonium salts with chloride or bromide ions.
Does not form lather with hard water	Forms lather even with hard water

(Any one)

(c)(i)

- Esters are sweet smelling substances used in making perfumes and flavoring agents. / Formed when alcohol and carboxylic acid in presence of acid to form ester.
- It is converted back to alcohol and a salt of carboxylic acid.



OR

- (c) (ii) • Presence of Ca and Mg salts in water

1
1
1
1/2
1/2
1
1
1
1
1
1
1/2
1/2
1/2

4

	<p>•Scum</p> <p>Soap reacts with calcium and magnesium salts to form Insoluble substance.</p>	1/2	
		1	4
39	<p>(a)(i) Adrenaline</p> <p style="text-align: center;">OR</p> <p>(ii) Adrenal Gland</p> <p>(b) Heart beat becomes faster to supply more oxygen to the muscles / blood supply to the digestive system is reduced / blood supply to the skin is reduced / blood is diverted to the skeletal muscles / breathing rate increases/increased contractions of diaphragm and rib muscles.</p> <p style="text-align: right;">(Any two)</p> <p>(c) Chemical signal – travel through bloodstream and reach a wide range of target cells across the body. Electrical signal – travels through a nerve cell.</p> <p style="text-align: right;">(Any other)</p>	2	
		2	
		1	
		1	
			4