



A Day at the Beach



Look at the above picture. Count and write the number of objects given below.

Coconuts

Boats

Children

Oranges

How did you count them? Did you count them one by one or in bunches or groups?

Discuss with children if they have seen or visited a seashore or a river side. Which animals and plants are usually seen there? Encourage them to count in groups.





Let us Do

A. Look at the shops shown in the picture and fill in the blanks.

- There are _____ necklaces of shells with 10 shells in each necklace.
- There are _____ groups of balloons with _____ balloons in each group and _____ loose balloons.
- There are _____ bunches of bananas with _____ bananas in each bunch and _____ loose bananas.

B. Surbhi has collected some seashells. She wants to help her mother in making bracelets and necklaces.



C. Surbhi has made _____ groups of shells with _____ number of shells in each group for her bracelets.



D. Her mother has made _____ groups of shells with _____ number of shells in each group for her necklaces.



Try the tongue twister.

“She sells seashells at the seashore.”





Let us Think

List out the objects that come in packs of ten.

A. _____ B. _____ C. _____

Tasty Chikoos!


Manoj is helping his father in selling *chikoos* that he has arranged in the trays.



There are _____ *chikoos* in one tray.

How many *chikoos* are there in total? _____

Now help Manoj in placing all the *chikoos* in the trays for selling.

A. 25 *chikoos*  : _____ trays of ten *chikoos* and _____ *chikoos*.

B. 43 *chikoos*  : _____ trays of ten *chikoos* and _____ *chikoos*.

C. 35 *chikoos*  : _____ trays of ten *chikoos* and _____ *chikoos*.

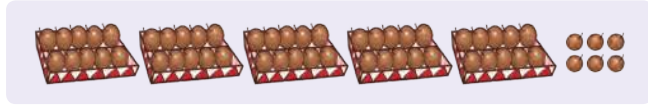
D. 58 *chikoos*  : _____ trays of ten *chikoos* and _____ *chikoos*.



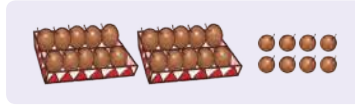


Let us Match

A. 80 chikoos




B. 72 chikoos



C. 56 chikoos



D. 28 chikoos



Fun with Blocks and Strips




Look at my block stick.



Can you tell how many blocks are there in this block stick?

1 block stick = _____ blocks



Look at my ten strip.




Can you tell how many units are there in this ten strip?

1 ten strip = _____ units







Let us Do



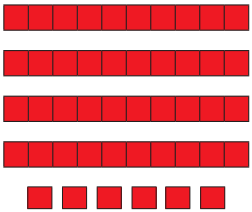
3 block sticks
and 4 blocks
34 total blocks



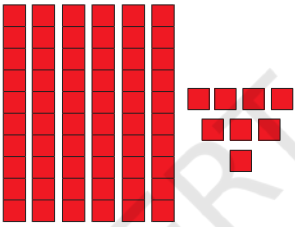
___ block sticks
and ___ blocks
___ total blocks



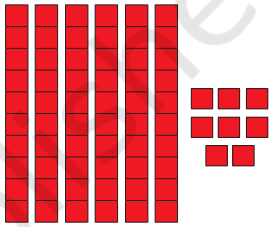
___ block sticks
and ___ blocks
___ total blocks



___ ten strips and
___ units
___ total units





___ ten strips and
___ units
___ total units



___ ten strips and
___ units
___ total units

Complete the below table.

Total blocks/ units	Ten strips 	Units 
24	2	4
36		
72		
69		
46		


Use sticks or bundles of sticks or similar material which can be grouped to develop number sense among children.







Let us Make 100!



Look! I have joined 10 strips together.



These are made up of total 100 units.

 <p><u>70</u> yellow units and <u>30</u> red units. <u>7</u> yellow ten strips and <u>3</u> red ten strips. Total <u>100</u> units or <u>10</u> ten strips.</p>	 <p>___ yellow units and ___ red units ___ yellow ten strips and ___ red ten strips. Total ___ units or ___ ten strips.</p>
 <p>___ yellow units and ___ red unit ___ yellow ten strips and ___ red ten strips. Total ___ units or ___ ten strips.</p>	 <p>___ yellow units and ___ red units ___ yellow ten strips and ___ red ten strips. Total ___ units or ___ ten strips.</p>

Discuss some other combinations of ten strips that make a 100 units grid.



Let us Make 100

Let us play this game in groups of 5 or 6. One member will become the banker. Each team member will roll two dice together and take that many units from the bank. Whenever there are units that are equal to or more than 10, they will exchange the ten units for a ten strip from the banker. Play the same and collect 10 tens strips and put them to make a 100 units grid. We can also use items like *rajma*, pebbles, *chana*, etc., as units.

Counting through Cards



Encourage children to use different cards for tens and ones.





Let us Think

Complete the following.



3 tens



1 one

= 30 + 1 or

T	O
3	1

So, there are total of 31 shells.



___ tens



___ ones

= + or

T	O
<input type="text"/>	<input type="text"/>



___ tens



___ ones

= + or

T	O
<input type="text"/>	<input type="text"/>



___ tens



___ ones

= + or

T	O
<input type="text"/>	<input type="text"/>

Draw tens () and ones () cards and fill in the blanks.

___ tens ___ ones

= 90 + 3 or

T	O
<input type="text"/>	<input type="text"/>

___ tens ___ ones

= + or

T	O
7	5

___ tens ___ ones

= + or

T	O
2	9







Let us Play

Make Numbers

Children can make numbers using different number cards either of tens or ones. The teacher calls out a number, say, 52. The children with numbers cards of 50 and 2 will come together and form the number 52 as shown below. The game continues for other numbers such as 27.



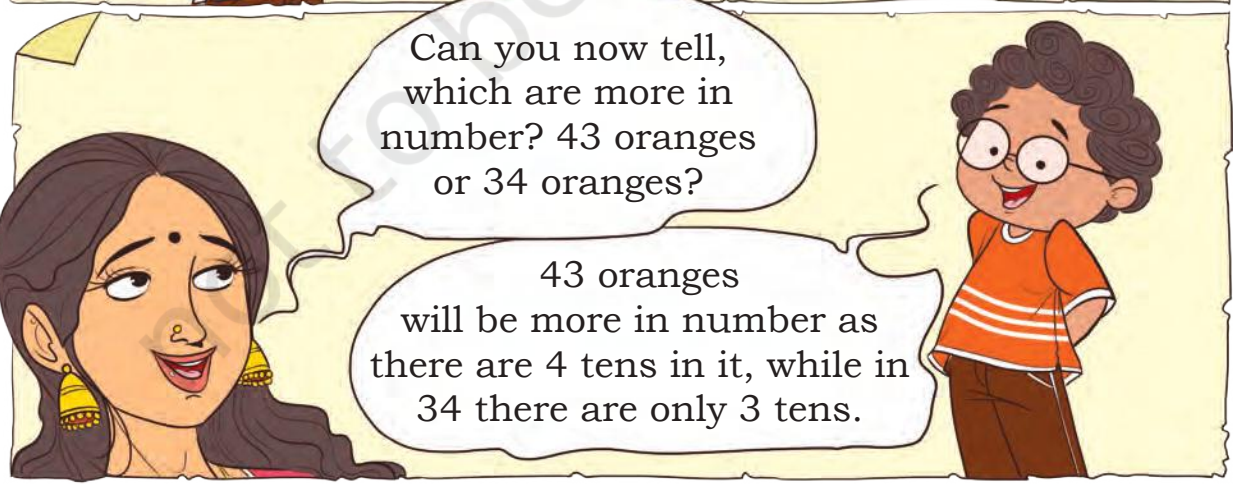

Trays of Oranges



Let children have lots of practice on regrouping a number in tens and ones. For example, 73 is made up of 70 and 3 or 7 tens and 3 ones. Let children make their own worksheets for two digit numbers.

73	$70 + 3$	T	O
		7	3






Which is less **27** oranges or **72** oranges? Why?



Fill in the blanks with more or less.

- A. 67 chikoos are _____ than 76 chikoos.
B. 53 shells are _____ than 35 shells.



Let us Do

Fill in the blanks.

- A. 29 is more than 20. B. _____ is less than 41.
C. _____ is less than 76. D. 49 is more than _____.
E. 25 is less than _____. F. _____ is less than 2.
G. 36 is more than _____. H. _____ is more than _____.

Discuss with children the situations where they can compare two quantities. Ask children to make two groups of concrete objects like pebbles, marbles, bottle caps, seeds, etc., and to estimate which group has more number of objects.

Let them then verify their estimate by counting the objects.





Let us Play

Flash Card Game

A. Make flash cards of numbers from 0 to 9. Make the desired number according to the rules given below by placing these cards appropriately at tens and ones place.

- A number greater than 50.
- A number less than 30.
- A number between 47 and 59.
- Which is the smallest two-digit number you can make?
- Which is the largest two-digit number you can make? Why do you think that the number you made is the largest?



B. Choose any two flash cards and make a two-digit number. Now swap these flash cards to get another number and find out whether it is bigger or smaller than the previous number. How will you get the largest number using same digits?

Tens	Ones	Tens	Ones
3	5	5	3



Mark by Passing the Path

From the largest number, try to reach the smallest one in decreasing order by passing through each and every number atleast once.

65			73
92			
53			
20			32

34			53
	91		76
	14		11
			19
23			

		51	
58			
		63	43
75		86	
29			34

Play with Numbers

Who am I?

- A. I am the largest two-digit number.
- B. I am the largest two-digit number where no digit is repeated.
- C. I am the smallest two-digit number.
- D. I am the smallest two-digit number, my digits are repeated.
- E. I am the smallest two-digit number with 3 at the tens place.
- F. I am the largest two-digit number with 2 at the ones place.

Make your own such questions.



Vallam kali

In Kerala, Onam is celebrated through a famous snake boat race called as *vallam kali*. The race has nearly come to an end. Look at the picture and observe the position of each boat.



- A. Which colour boat came first in the race? _____
- B. Which colour boat is likely to come third? _____
- C. At which positions are blue and green boats? _____
- D. Write the position of pink and orange boats on the basis of the picture. _____

Look at the month of August in the calendar given below.

Sun	Mon	Tue	Wed	Thu	Fri	Sat
		1	2	3	4	5
6	7	8	9	10	11	12
13	14	15 Independence Day	16	17	18	19
20	21	22	23	24	25	26
27	28	29 Onam	30 Raksha Bandhan	31		

*Calendar based on 2023



Read the calendar and answer the following questions.

- A. Onam will be celebrated on which day of the month?
- B. When is the Independence day celebrated?
- C. Raksha Bandhan is on Wednesday of this month.

Find out if any of your friends celebrated their birthday in the month of August. Mark it on the calendar.

Jersey Number 17

The player wearing jersey number **17** is playing very well.

He is Arya, my favourite player.

Discuss with students about various other places where they can see numbers as labels or names around them. For example, house number, pillar number, roll number, bus or train number, etc. Tell children that the beautiful way in which we all write numbers today, using the digits 0 and 1-9, originated in India.

