




0335CH06

# Living in Harmony





## DISCUSS

- Do any of these animals, birds, insects and plants live with you in your house?
- Do you and your family take care of them?



## FIND OUT

- Are there any animals, birds and insects that you have spotted that are not in the picture given on page 72?
- Try to find out their names and write them in the table given below. One example has been done for you.


Name of the animal	Place where you have seen them
Monkey	Tree

We bring some animals and plants into our homes. Some may just have started living there. Sometimes we share our home with them happily, but sometimes we do not like them in our home.

- Discuss with elders in your family which animals and plants they kept at home when they were young. Ask them to share any story about these animals and plants.

### Note to the Teacher

Collect information from all the children, summarise the list and encourage children to talk about it.





## DISCUSS

### Discuss in Pairs

- Which are the uninvited animals, birds and insects that visit your home?
- Why do you think they come to your homes?
- How do you feel about their presence in your home?
- Which of them do you like?
- What do you do when you do not like them?


We take care of some animals and plants in our homes by giving them water, food and shelter.



#### Note to the Teacher

Emphasise on not hurting animals even if we do not like or are scared of them. Animals generally do not hurt others unless they feel threatened by us.






## *The Mango Tree*

One day Shambhu, a little boy, was going through the forest with his father. They sat under the shade of a huge mango tree. The mango tree was home to birds, squirrels, monkeys and many other animals. Shambhu saw a monkey eating a mango and throwing out the seed. He told his father about it. His father said, “Shambhu, do you know that a new plant would emerge from this seed? This is how animals and plants help each other.”



Shambhu ran to pick up a mango that dropped from the tree. He said, “Look! I too have got a mango.” “Not only fruits, we get vegetables and many other things from plants,” said Shambhu’s father.

“Oh yes, I now remember that you had told this to me earlier. We get medicines, fibre for clothes and wood for our houses from plants.”





## DISCUSS

- How are we dependent on plants and animals?
- How do plants help animals?
- How do animals help plants?
- How do you look after plants and animals in your surroundings?
- How do animals and plants depend on us?



## Do you know?

Thousands of trees are accidentally planted by squirrels. They bury nuts and then forget where they hid them. Like this, many animals and plants maintain harmony and balance in various ways.

## *We Need Each Other*


Just as we provide care, protection, food and shelter to animals and plants, we get lots of things from them too.

For example, from cows, buffaloes and goats, we get milk and loving company. That is why we respect these animals so much and we treat them with kindness, care and compassion.

Animals and plants also depend on each other for food and shelter. Animals help plants by dispersing seeds and making the soil fertile through their waste. This helps plants to grow and spread near and far. We also depend on plants and animals for food, shelter, clothing and companionship.

### **Note to the Teacher**

After collecting all the points, consolidate, summarise, and explain the terms 'dispersing' and 'fertile' in simple words.



## Activity 1

### Get to Know an Animal

- Observe the animals around you.
- Choose any animal that you see often, such as a goat, cow, dog, cat or bird like a crow, pigeon, sparrow, parrot or duck.
- Observe it closely whenever you get a chance. You can also keep a bowl of water and some grains for it.

## Write

Write a short description of the animal or bird—

- Name and describe the animal or bird that you have chosen.
- When and where did you first see it?
- Was it there alone or with its friends?
- Describe its movement.
- What sounds did it make?
- Did you see it eating, sleeping, talking to its friends or maybe fighting sometimes?
- Did it do anything that surprised you or made you laugh?
- Share your story with your classmates.





## Activity 2

### Busy, Busy, Busy and Clever Ants!

You may do this activity near your plant friend, in your classroom or at home. Bring small amounts of three types of food from your kitchen:

- Sweet like sugar or jaggery;
- Fried like a *papad* or *murukku*;
- Boiled or cooked like bread, *chapati*, *idli*, rice or *ragi*.

Keep these three types of food on the floor in a straight line with one foot distance between them.

### Make a Guess

- Who will come for the food?
- Which will be their favourite food?
- Will any ants come to your food?
- Where would they come from?
- Will all the ants look the same?
- What food item will they go to first?
- How many ants will come to the food?
- What will they do with the food?



### Visiting your Plant Friend

When you are feeling sad, upset or angry you can go to your plant friend and talk to it about how you are feeling.

#### Note to the Teacher


Young children should be encouraged to make friends with a tree. It is a very powerful and effective method for developing empathy. For young children who are more reserved and quiet, this activity can help them share their feelings.



You can also talk to your plant when you are happy!

How did you feel after sharing your feelings with the plant?

Plants also need our care and support. So do animals. We can all help each other.




### Activity 3

#### Guess Who I Am ?

Sit in pairs. One of you will think of the name of an animal, bird, insect or tree and whisper it in the ear of your partner. Make sure you don't say it too loud! Your partner will have to act and move like the animal, bird or insect and the class will have to guess it! You can switch roles after this.

For example:

- Gopa's friend Ali whispered 'Frog' into his ear. What do you think Gopa did?
- Sukhiya's friend Surya whispered 'Peepal tree' into her ear. What do you think Sukhiya did?



### Let us reflect

#### A. Discuss

1. How are we dependent on plants and animals?
2. How should we care for plants and animals in our environment?
3. How do plants and animals depend on us?


#### B. Write

1. Complete these sentences with the names of plants, birds, animals or insects:
  - a. I like looking at \_\_\_\_\_ because \_\_\_\_\_  
\_\_\_\_\_
  - b. \_\_\_\_\_ make me laugh because \_\_\_\_\_  
\_\_\_\_\_
  - c. My friend \_\_\_\_\_ likes \_\_\_\_\_  
because \_\_\_\_\_
  - d. I would like to take care of \_\_\_\_\_  
because \_\_\_\_\_
2.
  - a. Which is your favourite animal, bird, insect or plant among those you have named above?  
\_\_\_\_\_  
\_\_\_\_\_
  - b. Why do you like it?  
\_\_\_\_\_  
\_\_\_\_\_
  - c. Write down the names of all the animals, birds, insects that you have seen or learned about from the smallest to the largest.  
\_\_\_\_\_  
\_\_\_\_\_



### C. Draw

1. Name and draw animals, birds and insects that have:
  - a. Two legs
  - b. Four legs
  - c. Six legs
  - d. Eight legs





## Do you know?

### A True Story!

This is a story of a small town called Valparai in Tamil Nadu. Throughout the school year the children and teachers in different schools in Valparai look for and record birds that come to their town.

Just after the rains and in the winter months they plan a special welcome for these birds, Grey Wagtails! These birds commonly known as *Vaalatti kuruvi* in Tamil. During the cold winter months the Grey Wagtails arrive all the way from the mountains to the warmer parts of India and stay there for a few months.

When the first Grey Wagtails arrive in Valparai, the children and teachers celebrate their arrival by putting up welcome posters for the birds and they distribute sweets to everyone!

- Do you know why these birds are called Wagtails?  
Find out!
- Do you want to give a title to the story?

