

How Much Can We Spend ?




12



Riya started to count the number of coins ₹1, ₹2, ₹5, ₹10 and Sahil started to count notes of ₹10, ₹20, ₹50 and ₹100. Look at these coins and notes, and write their denominations below.

			
₹1			
			
₹10			

Rahim Kaka — The Toy Seller



Let us Do

A. One ball  costs ₹20.

Riya gives _____ coins of ₹5 for the ball.

Sahil gives _____ note of ₹10 for the ball.

B. Name the toys you can buy for ₹10.

C. Name the toys you can buy for ₹20.

D. If the cost of a car is ₹14 and Riya has ₹10 with her, how much more money does she need to buy the car?

E. Riya and Sahil together have ₹30. Write the name of the toys which they can buy.



Find the total amount and tick the correct option.

	11	7	3
	13	18	16
	9	19	17



Let us Play

Make your own currency notes and coins of paper slips. Play a shopping game in the classroom.

Some children will be shopkeepers and others customers. Let them buy things using play money made by paper slips. Encourage them to pay money in different combinations.



Fill or draw the amount in different combinations using the given currency.



₹20



₹10




₹13





₹10



₹13



₹8



Match the same amount by drawing a line.

A.



B.



C.



Saving money is a good habit. Discuss.



Project Work

Try to make your own *gullak* with a spare box at your home with the help of your siblings or elders.



Ask children to form different combinations for a given amount using play money.

