



0532CH07




Let us Recite

In the playground, we gather around,  
With a stick and a small *gilli* to throw,  
*Gilli Danda*, our game is so sound!

We play with joy, watch it go!  
One, two, three, swing and hit,  
With our friends, we never quit!  
With every swing, we feel so free,  
Oh, what fun it is, you see!

The small *gilli*, up high it flies,  
Underneath the bright blue skies.  
Laughing, playing, having fun,  
Under the golden rays of the sun!



## New Words

gather

*gilli*

quit

underneath



### Let us Think

#### A. Answer the following questions.

1. Which game does the poem mention? What are the things needed to play this game?
2. According to the poem, how do the players feel while playing *Gilli Danda*?
3. What happens to the tiny *gilli* when the stick strikes it?
4. Which lines tell us that the children are playing the game outside?
5. What is the meaning of the line “our game is so sound”?
6. Which word in the poem shows ‘happiness’?

#### B. Think and discuss

1. Do you enjoy playing outdoors? Why or why not?
2. Name five outdoor games that you enjoy playing with your friends.
3. Imagine you are the small *gilli*. What would you see while flying up in the sky?





## Let us Learn

Sameer was **unhappy** because he was **unable** to find his drawing book. He decided to **redo** his work.

Both 'un-' and 're-' are prefixes. When we add a prefix at the beginning of a word it changes that word's meaning. Each prefix has a different function.

Un + happy      unhappy (not happy)

Re + draw      redraw (draw again)

Look at the meaning of the following prefixes.

Un : not              Re : again

**A. Add correct prefixes to the following words to create new words. Write the new word along with its meaning in the space given below.**

Prefix	Word	New word	Meaning
Un-	common	uncommon	Something that is not easily found
	write		
	aware		
	comfortable		
	arrange		
	think		



**B. In the following table, encircle the nouns that you can see, taste, touch, or smell.**

joy	leaf	anger	mountain
sun	shirt	toffee	rose
ice cube	sugar	hat	truth
chessboard	lie	football	deer
tree	happiness	cat	spoon
river	fear	cup	tiger

The words that you have **NOT** encircled are abstract nouns. The word 'abstract' refers to something that has no physical shape. For example, 'sadness' is an abstract noun.

'Happiness' and 'rose' are both nouns, but you can touch, see, and smell a rose.

However, you cannot touch happiness. It is a feeling.

Feelings, thoughts, ideas, etc., are all **abstract nouns** as they cannot be touched, smelt, or seen.

Can you think of a few more abstract nouns? Write them in your notebook and share them with the class.



**Note  
to the  
Teacher**

- Introduce the concept of abstract nouns through examples from daily life.
- Facilitators may also use examples from L1 to show the correlation of abstract nouns and adjectives to the learners.
- Discuss the difference between abstract nouns and adjectives and how to identify the two.



**Possessive pronouns** indicate ownership or relationship between people and things.

For example:

1. The book on the table is **mine**.
2. The red handbag is **hers**.
3. There is a new cycle near the gate, is it **yours**?

**C. Fill in the blanks with the most suitable word from the list below.**

theirs, mine, yours, his, hers, ours

1. These crayons belong to me. These are .....
2. The toy train belongs to Mudit. The toy train is .....
3. The house with the red roof belongs to my cousins. The house is .....
4. The little girl has bought a set of bowls to play *Jal Tarang*. The bowls belong to her. The bowls are .....
5. We have a cow with large brown eyes. The cow is .....
6. You should take better care of your things. After all, they belong to you. The things are .....

**Did You Know?**

*Gilli Danda* is known as tip-cat in English.





## Let us Speak

**Gilli Danda is a fun outdoor game.**

- It is played with two sticks—one short (*gilli*) and one long (*danda*).
- One of the players hits the *gilli* with the *danda* to make it fly in the air.
- Other players try to catch the *gilli*.

Think of a game played in groups. Share the information with your classmates.



You may include the following information:

1. The name of the game.
2. Whether it is an indoor or outdoor game.
3. Number of players needed.
4. Material required for the game.
5. Rules of the game along with safety instructions.



## Let us Listen

**Listen to the teacher and respond with a matching action.**

1. “Swing and hit”: Pretend to swing an invisible *danda*.
2. “Watch it go!”: Raise your arms as if you have just hit the *gilli* and you are watching it fly.
3. “Laughing, playing”: Giggle or clap hands.
4. “Shade your eyes from the sun”: Keep your hands above your eyebrows.





## Let us Write

A. Find the meanings of the following words using a dictionary.

1. Quit
2. Gather
3. Swing
4. Underneath
5. Golden

Now, use each word in a sentence of your own.



### Note to the Teacher

- Demonstrate the use of a dictionary to the learners.
- Encourage the learners to work in pairs and find the meaning of the above words.
- Keep assigning similar activities at regular intervals.

B. Rearrange the following to form a question and write them in your notebook. Remember to put a question mark at the end.

- are cows where the
- is your house which
- it time is what
- the blue why sky is
- the many are how birds on tree
- you my when return will book
- walk you to do school
- a can fly kite you



### Note to the Teacher

Ensure that the learners use a capital letter for the beginning word and that a question mark is put at the end.



C. The word 'gilli' has double 'l' in it. Similarly, the words 'millet' and 'bullock' have double 'l'.

Now write three words having each of the double letters given below.

tt .....  
pp .....  
ee .....  
mm .....  
bb .....  
rr .....  
nn .....  
dd .....  
ss .....  
gg .....



**Note  
to the  
Teacher**

Initially, young learners may come up with only nouns. Encourage them to think of adjectives, verbs, and adverbs too.



**D. Circle the word that is different in meaning from the underlined word.**

1. Miibi went to the market and bought an expensive toy.

precious                      costly                      cheap

2. Anju and Farida forgot to buy popcorn and juice for the picnic.

remembered              revised                      ignored

3. The moon continued to count the stars night after night.

stopped                      began                      started

4. I always complete my homework on time.

often                      never                      sometimes

5. There was excitement in the shop among the toys.

interest                      enjoyment                      boredom

6. Badal nervously told his mother about the dog he found on his way home.

sadly                      joyfully                      confidently

7. Everyone liked the vibrant colours of the bangles.

dull                      bright                      shiny

8. The fort is known for its unique style of construction.

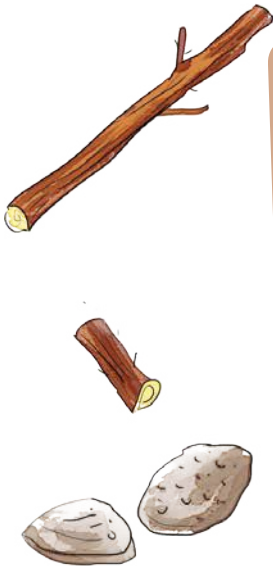
different                      unusual                      common





## Let us Do

### A. Let us make a *Gilli Danda* using waste material.



#### Things required:

1. A thick, firm twig or a wooden stick (for the *danda*)
2. Thick small twig (for the *gilli*)
3. A rough stone (for smoothening the sticks)
4. Colours or coloured papers (optional, for decoration)



### Steps

#### For the *Danda* (stick)

1. *Find a Stick*  
Use any thick, firm twig or discarded wooden stick.
2. *Smoothen the Surface*  
Use a rough stone to smoothen the surface of the stick.
3. *Decorate (Optional)*  
Make your stick attractive by painting it with colours or covering it with a coloured paper.



### For the *Gilli* (small peg)

1. *Find a Small Stick*

Use a small twig, or a piece of a discarded stick, about 3–4 inches long.

2. *Shape the Ends*

Sharpen both ends of the *gilli* using a rough stone to give it a proper shape.

3. *Smoothen the Surface*

Ensure it is smooth by rubbing it with a stone.

4. *Decorate (Optional)*

Colour or paint the *gilli* for an attractive look.

### Final Touch

Test the *gilli* and *danda* to ensure they are easy to handle and are sturdy.




#### Note to the Teacher

Ensure that safety measures are in place for this activity.

### Just for Fun

#### Riddle

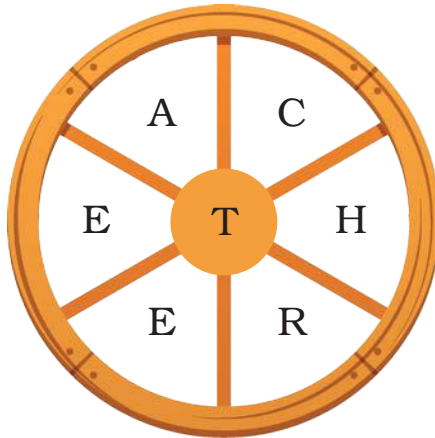
It belongs to you.  
But, your friends use it  
more than you.  
What is it?



## B. Spellathon

How many words of three or more letters can you make from the letters shown in the following wheel?

**Rule:** One letter can be used as many times as it appears in the wheel.



For example:    Tea  
                      Reach

Can you make a seven-letter word using all the letters in the wheel?

Now, create a letter wheel similar to the above.

