

## FABLES AND FOLK TALES



0673CH01

### A BOTTLE OF DEW

Let us do these activities before we read.

I Circle the picture that matches with each word. Check your answers by sharing them with your classmates and teacher.

1. worried



2. plantation



3. sage



4. surprise



II Answer these questions and discuss them with your classmates and teacher.

1. Think of a time when you worked hard. What did you do then?
2. How did it help you?
3. How did it make you feel?



## Let us read

### I

Rama Natha was the son of a rich landlord. His father left him **large tracts of land** when he died. But Rama Natha did not spend even one day looking after his land. This was because he had a funny idea—he believed there was a magic **potion** that could turn any object into gold. He spent all his time to learn more about this potion. People cheated him often, promising to tell him about it, but he did not **give up**. His wife, Madhumati, was tired of this and also worried because she saw how much money Rama Natha was spending. She was sure that soon they would be without money.

One day, a famous sage called Mahipati came to their town. Rama Natha became his follower and asked him about the potion. To his surprise the sage answered, “Yes, in my travels in the Himalayas, I heard how you could make such a potion. But it is difficult.”

“Tell me!” requested Rama Natha, not believing his luck.

“You have to plant a banana plant and water it regularly with your hands. In winter, the morning **dew** is on the leaves. You have to collect the dew and store it in a bottle. When you have five litres of dew, bring it to me. I will **chant** some magic words, which will turn it into the magic potion. A drop of the potion will change any object into gold.”

**large tracts of land:** large areas of land


**potion:** a liquid with magical properties

**give up:** stop trying

**dew:** small drops of water on leaves that form during night



**chant:** to repeat or sing a word or phrase



Rama Natha was worried. “But winter is only for a few months. It will take me years to collect five litres of dew.”

“You can plant as many banana plants as you want. But remember, you must look after them yourself and collect the dew with your own hands.”

### Let us discuss

1. What did Rama Natha believe?
2. How did the sage help Rama Natha?
3. Do you think Rama Natha will be able to collect the dew? Give a reason.



## II

Rama Natha went home, and after talking to his wife started cleaning his large fields, which had been lying empty all these years. There he planted rows and rows of banana plants. He **tended** them carefully and during the winter months collected the dew that formed on them with great care. His wife helped him too. Madhumati gathered the banana crop, took it to the market and got a good price for it. Over the years, Rama Natha planted more and more plants and they had a huge banana plantation. At the end of six years, he finally had his five litres of dew.

**tended:**  
looked after



Carefully, he took the bottle to the sage. The sage smiled and **muttered** something over the water. Then he returned the bottle and said, “Try it out.” Rama Natha sprinkled a few drops on a copper vessel and waited for it to turn to gold. To his surprise nothing happened!

“This is cheating,” he told the sage. “I have wasted six **precious** years of my life.”

But sage Mahipati only smiled and called Madhumati to come forward. She came with a big box. When she opened it, inside shined stacks of gold coins!

Now the sage turned to the very surprised Rama Natha and said, “There is no magic potion that can turn things into gold. You worked hard on your land and created this plantation. While you looked after the trees, your wife sold the fruits in the market. That’s how you got this money. It was your hard work that created this wealth, not magic. If I had told you about this earlier, you would have not listened to me, so I played a trick on you.”

Rama Natha understood the **wisdom** behind these words and worked even harder on his plantation from that day on.

SUDHA MURTY

**muttered:**  
spoke in a low voice

**precious:**  
valuable

**wisdom:** deep understanding

### Let us discuss

1. Why was Rama Natha angry?
2. How did Rama Natha and Madhumati create wealth?





### Let us think and reflect

I Read the following lines and answer the questions that follow.

1. *He spent all his time to learn about the magic potion. People cheated him often, promising to tell him about it, but he did not give up. His wife, Madhumati, was tired of this and also worried because she saw how much money Rama Natha was spending. She was sure that soon they would be without money.*

(i) Complete the sentence with a suitable reason.

Rama Natha did not ‘give up’ because \_\_\_\_\_.

(ii) Read the column which shows ‘what happened’ and write the correct outcome in the next column.

What Happened	Outcome
A. People promised to tell Rama Natha about the magic potion.	
B. Rama Natha was spending a lot of money.	

(iii) Write whether the following statements are True or False.

A. Madhumati was troubled about what her husband did.

B. Rama Natha was very happy digging his fields.

C. The sage wanted to show the right path to Rama Natha.

2. *Carefully, he took the bottle to the sage. The sage smiled and muttered something over the water. Then he returned the bottle and said, “Try it out.” Rama Natha sprinkled a few drops on a copper vessel and waited for it to turn to gold. To his surprise nothing happened!*

(i) Choose the option that lists the events given below in the correct order.

A. The sage smiled.



- B. Rama Natha gave the bottle to the sage.
  - C. Rama Natha dropped a few drops of water on a copper vessel.
  - D. He said something in a low voice over the water.
  - E. Rama Natha waited to see if the magic worked.
- (a) A, E, D, B, C                      (b) B, A, D, C, E
- (c) C, D, A, B, E                      (d) A, D, B, E, C

(ii) Fill in the blank with the correct word from the lines given above.

Seeing that the plant had dried up, the gardener \_\_\_\_\_ some water on it.

(iii) How might Rama Natha have felt when nothing happened to the copper vessel?

II Answer the following questions.

1. What did the sage ask Rama Natha to do to make the magic potion?
2. Why did the sage ask Rama Natha to do everything himself?
3. How could Rama Natha have a big banana plantation after six years?
4. How did the sage make Rama Natha believe that there is no magic potion?
5. Fill in the 'before' and 'after' table about Rama Natha.

What he did before meeting the sage	What he did after meeting the sage
(i)	(i)
(ii)	(ii)





## Let us learn

1. Read the following words from the story.

promised	spending	cheated	luck
remember	huge	difficult	market

Use the words correctly to complete the paragraph given below. There are two extra words in the box that you do not need.

There was a farmer who had a \_\_\_\_\_ coconut plantation. He worked hard and did not depend on \_\_\_\_\_. Every day was \_\_\_\_\_ but he did not give up. One day, a man bought a bag of coconuts from him, and \_\_\_\_\_ to pay him the money the next day. Days passed and the man did not pay him anything. The farmer felt \_\_\_\_\_. About two months later, he met the same man and asked him about his money. The man said, “Oh! I had forgotten. Now, I \_\_\_\_\_ buying coconuts from you.” And he paid the money.

2. Read the words from the story in Column A. Read the new words in Column B. Complete the meanings of the words given in Column B. Meanings of some words are given below.

Column A	Column B	Meaning of words in Column B
I	eye	
your	you're	short form of 'you are'
dew	due	happening at some time in the future
son	sun	
one	won	past tense of win
ate	eight	
see	sea	

The words given in each row of the table above have the same sounds but different spellings and meanings. Such words are called **homophones**.



3. Choose four pairs of homophones from the table above, and for each pair write a sentence that uses both homophones in the same sentence. Check your answers by sharing them with your teacher and classmates. An example has been given below:

*I ate eight bananas for breakfast today.*

4. Match the phrases in Column A with the phrases in Column B. Use the connecting words given in the middle column to make meaningful sentences.

Column A	Connecting Words	Column B
The children submitted their work (When?)	because	the bell rang.
He did not want to try rock climbing (Why?)	before	there was a traffic jam.
The children ran towards the gate (When?)	as soon as	the deadline.
Nitin was late to school today (Why?)	as	of his fear of heights.

Now, write the new sentences in your notebook.

5. Here are two sentences with letter 'b'.

Read them slowly the first time. As you read them a few more times, read them faster each time.

*Bunty bhैया bought a big bunch of bananas.*

*A big bunch of bananas was bought by Bunty bhैया.*

Now, try to create a tongue twister on your own and share it with your peers.





## Let us listen

You will listen to what Madhumati does with the bananas from her plantation. As you listen, number the events in the correct order in which they happen. Write the number in the box beside each event. (refer to page 36 for transcript)

1. Gives two bananas to a boy who is hungry
2. Meets her friend Kalawati in the market
3. Visits her mother and gives her two dozen bananas
4. Chooses to go home as only some bananas were left
5. Visits her neighbour and gifts them a bunch of bananas
6. Gives twelve bananas to her friend
7. Goes to the market to sell the bananas

<input type="text"/>
<input type="text"/>
<input type="text"/>
<input type="text"/>
<input type="text"/>
<input type="text"/>
<input type="text"/>



## Let us speak

I Read aloud the following words from the story.

sage      promising      wisdom      trees      surprise

All these words have the letter 's' in them. But the sound of letter 's' is not always the same.

- in **s**age and prom**is**ing – the letter 's' has a /s/ sound
- in w**is**dom – the letter 's' has a /z/ sound
- in tr**ee**s – the letter 's' has a /z/ sound
- in **s**ur**pr**ise – the first letter 's' has a /s/ sound and the second has a /z/ sound

Now, speak each word clearly along with your teacher and classmates. Your teacher will now say some words. Listen carefully to the sound of 's'. Write the sound next to the word.

beds      sand      clothes      sea      was      keys      bags      nose

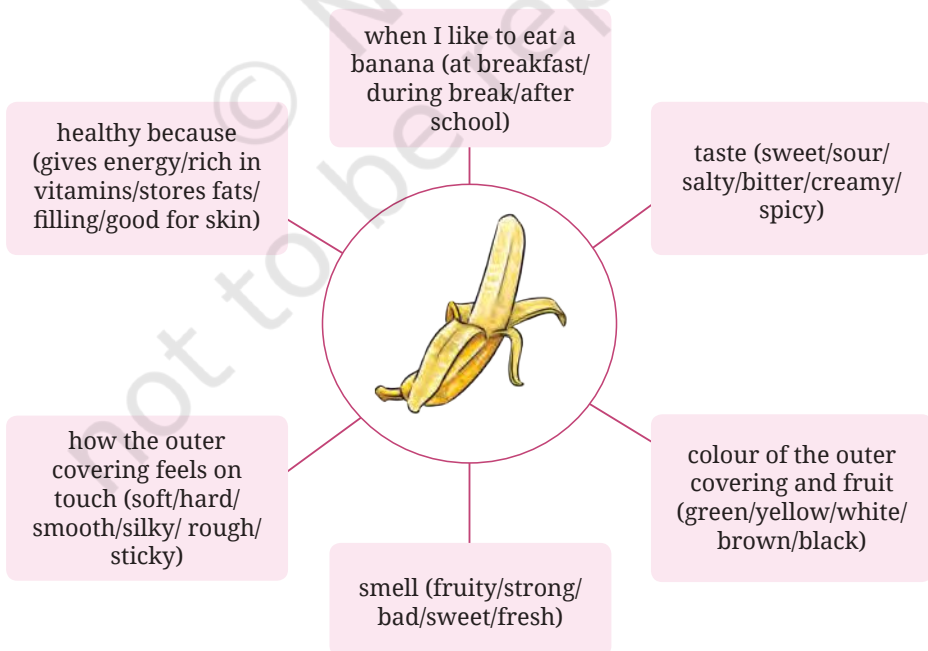
II Discuss the following questions with a partner. You may use the hints given in brackets while speaking.

1. What does hard work mean to you?  
(It means ... / It is something ... / Well, you see ... /What I mean is ...)
2. Give three reasons why you think hard work is important.  
(Firstly, I feel ... because ... / Secondly, I think ... since ... /Lastly, I believe ... as ... )
3. Share three ideas you would give to someone who needs to work hard.  
(To begin with, it is important that ... /Next, you could ... / Finally, I think you should ... )



### Let us write

1. Work in pairs to complete the description of a banana. You may take the help of the words given in brackets. Share your answers with your classmates and teacher.



Now, use the information given in the picture to write eight sentences about a banana. Share your responses with your classmates and teacher.


2. On the basis of the story 'A Bottle of Dew' develop a script with dialogues and enact it with expressions. Present it in the assembly or your classroom.



### Let us explore

Find out the varieties of bananas which are grown, cultivated and eaten in different parts of India. You can find information about them from websites such as:

<https://nhb.gov.in/pdf/fruits/banana/ban013>



There is a special kind of banana called the Blue Java banana. This banana has got its name from its blue skin. It is also known as Ice Cream banana as it is so creamy and tastes like ice cream. It is grown in South East Asia and Hawaii. These banana plants grow to a height of fifteen to twenty feet.



## THE RAVEN AND THE FOX

Let us do these activities before we read.

I We know that frogs croak. Did you know that ravens also croak?

II Which animal is shown to be cunning in stories? Circle the correct answer.

1. tiger            2. fox            3. bear



Let us read

Mr Raven was perched upon a limb,  
 And Reynard the Fox looked up at him;  
 For the Raven held in his great big beak,  
 A morsel the Fox would go far to seek.  
 Said the Fox, in admiring tones: "My word!  
 Sir Raven, you are a handsome bird.  
 Such feathers! If you would only sing,  
 The birds of these woods would call you King."



The Raven, who did not see the joke,  
Forgot that his voice was just a croak.  
He opened his beak, in his foolish pride—  
And down fell the morsel the Fox had eyed.  
“Ha-ha!” laughed the Fox. “And now you know,  
Ignore sweet words that make you glow.  
Pride, my friend, is rather unwise;  
I’m sure this teaching is quite a surprise.”

JEAN DE LA FONTAINE

### Let us discuss

I Fill in the blanks by choosing the correct option.

#### 1. Stanza 1

- (i) Mr Raven is a \_\_\_\_\_. (bird/frog)
- (ii) The name of the fox is \_\_\_\_\_. (Raven/Reynard)
- (iii) Mr Raven had \_\_\_\_\_ in his beak. (a piece of food/ a bunch of leaves)

#### 2. Stanza 2

- (i) The Fox calls the Raven a \_\_\_\_\_ bird. (foolish/good-looking)
- (ii) The Fox asks the Raven to \_\_\_\_\_. (dance/sing)
- (iii) The Raven and the Fox live in the \_\_\_\_\_. (trees/woods)

#### 3. Stanza 3

- (i) The Raven \_\_\_\_\_ that he croaked. (remembered/forgot)
- (ii) The Raven opened its beak to \_\_\_\_\_. (eat/sing)
- (iii) The \_\_\_\_\_ fell down. (food/Raven)

#### 4. Stanza 4

- (i) The Fox \_\_\_\_\_ at the Raven. (laughed/looked)
- (ii) It is not \_\_\_\_\_ to be too proud of oneself. (wise/unwise)
- (iii) The Raven learnt a \_\_\_\_\_. (lesson/teaching)



II Read the poem again and match the words in Column A with their meanings in Column B. Check your answers with your teacher and classmates.

Column A	Column B
1. perched	(i) a small piece of food
2. morsel	(ii) looked with interest at something
3. seek	(iii) feeling that you are better than others
4. pride	(iv) sat on a branch
5. eyed	(v) to look for something
6. limb	(vi) a smaller area of forest with similar kind of trees
7. woods	(vii) branch of a tree



**Let us think and reflect**

I Look at the pictures and number them in the order that they happen in the poem.



II Read the following lines and answer the questions that follow.

1. *Sir Raven, you are a handsome bird.  
Such feathers! If you would only sing,  
The birds of these woods would call you King.*

(i) 'Such feathers' refer to \_\_\_\_\_ feathers.

- A. shiny and beautiful
- B. black and dull
- C. grey and long
- D. short and unattractive

(ii) Why would the birds of the woods call the Raven 'King'?

(iii) Why does the Fox address the Raven as 'Sir'?

2. *The Raven, who did not see the joke,  
Forgot that his voice was just a croak.  
He opened his beak, in his foolish pride—*

(i) Why did the Raven open his beak?

(ii) Complete the following with one word from the given lines.

Fox : clever :: Raven : \_\_\_\_\_

III Why does the Raven forget that his voice is just a croak?

IV How does Reynard make the Raven sing?

V Why does Reynard say that pride is not wise?

VI Give one reason why the teaching is quite a surprise.

VII Imagine someone praises you too much. How would you react?



### Let us learn

I Write the rhyming words from the poem. One has been done for you.

**Stanza 1**

- (i) limb-him
- (ii) \_\_\_\_\_

**Stanza 2**

- (i) word-\_\_\_\_\_
- (ii) \_\_\_\_\_

**Stanza 3**

- (i) joke-\_\_\_\_\_
- (ii) \_\_\_\_\_

**Stanza 4**

- (i) know-\_\_\_\_\_
- (ii) \_\_\_\_\_

II Study the underlined words in the poem.

1. For the Raven held in his great big beak.

The words 'big' and 'beak' begin with the same /b/ sound.

2. The song of sweet birds.

Alliteration is a repetition of consonant sounds at the beginning of words. When two or more words together, begin with the same sound, it is called **alliteration**.

Now, pick another example of alliteration from Stanza 2.

III Choose the correct opposites from the box given below and complete the table. There are two extra words that you will not need.

wise      happy      humility      flew      remembered  
notice      dim      cried      silly

Words	Opposites
1. perched	
2. forgot	
3. foolish	
4. pride	
5. laughed	
6. ignore	
7. glow	

Use any four words from the table given above to make sentences of your own.





### Let us listen

I You will listen to what the crow did after he lost his food. As you listen, mark the given statements as True or False. (refer to page 37 for transcript)

1. The crow was unhappy that he lost his food.
2. The crow thought that his lovely feathers made him smart.
3. The crow wanted to tell his friends not to be proud.



### Let us speak

Narrate the poem in the form of a story. Give a different ending to the story. You may begin like this:

This is a story about a clever fox named Reynard and Mr Raven. One day...



### Let us write

Now, write the story you narrated in the form of a conversation.

(Remember to write only the actions for the Raven as he has food in his mouth and does not speak.)

You may begin like this.

Reynard: Good morning, Mr Raven! You seem to be awake so early!

(Mr Raven just nods his head)

Reynard: Oh, Mr Raven, you look ...

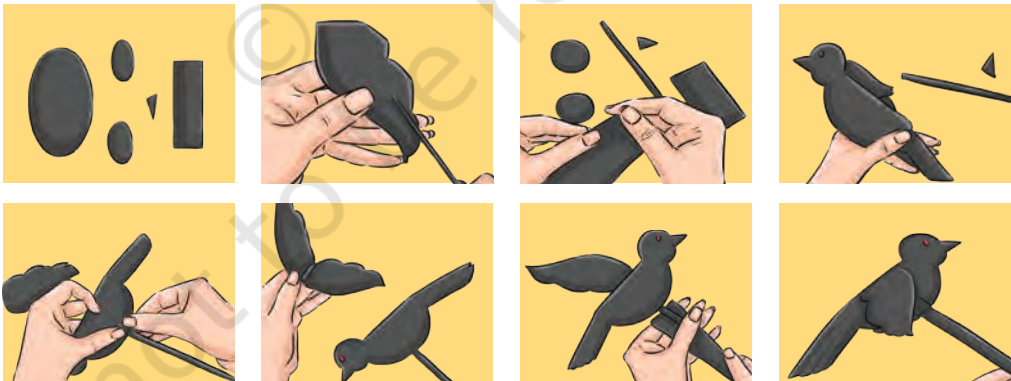





## Let us explore

**Origami** is the art of folding objects out of paper to create both two-dimensional and three-dimensional objects.

Let us make stick puppets and enact the poem. You may take the help of the pictures given below.



Note: You may use the puppets while narrating the story.



## RAMA TO THE RESCUE

Let us do these activities before we read.

I Identify the following people.

How do they help us when we are in trouble?



II Choose the correct option to complete the sentence.

The word 'rescue' means to \_\_\_\_\_.

1. make fun of someone
2. save someone
3. ask someone for help

III Work in pairs:

Put a tick mark at the end of the phrases describing those who need to be rescued. Share your answers with your teacher and classmates.

1. A man stuck in a building on fire.
2. A woman buying vegetables in the market.
3. A dog who has hurt its leg.
4. A tree being cut down in a forest.

IV The policeman in the story you are about to read is called the *kotwal*. Some people call him *thaanedar*. What do you call a policeman in your language? Share it with your classmates and teacher.

V Imagine you are alone at home and you face a problem. Answer the following questions and share your answers with your teacher and classmates.

1. Will you solve the problem yourself or wait for someone to help you?
2. How will you deal with the problem? Give a reason.
  - (i) Be worried about the problem and give up.
  - (ii) Feel angry that only you have the problem.
  - (iii) Think quickly about ways to solve the problem.



Let us read







### Let us discuss

I Circle the odd one.

1. The characters are: husband, wife, children
2. Who entered the house? guest, robber, Kotwal






### Let us discuss

I Write whether True or False.


1. The man tells his plan to his wife.
2. The thief wants to know where they kept their jewels.






### Let us discuss

1. Along with your classmates, call out the name 'Rama'— softly, loudly and very loudly.
2. What do you think will happen next in the story?





AMAR CHITRA KATHA

### Let us discuss

I Work in pairs to match the words in Column A with the meanings in Column B. Check your answers by sharing them with your teacher and classmates.

Column A	Column B
1. wonder	(i) in place of someone or something
2. yard	(ii) carefully
3. chatter	(iii) an area outside a building
4. instead	(iv) talk for a long time about unimportant things
5. closely	(v) maybe
6. perhaps	(vi) a feeling of surprise



II Fill in the boxes with suitable words as you read the story.

**RAMA TO THE RESCUE**

<b>Main Characters</b>	<b>Setting</b>	<b>Other Characters</b>
<b>Problem</b>	<b>Solution</b>	



**Let us think and reflect**

I Read the following lines and then answer the questions that follow.

1. *Man: What's the matter? What are you looking at?*

*Wife: Ssssh! Listen!*

*Man: Somebody is trying to get in.*

*Wife: I ... I think he has got in ... the noise has stopped.*

- (i) What makes the man say the first line?
- (ii) Choose the correct option.  
The wife says 'Ssssh! Listen!'. What does the word 'Ssssh' mean here?  
A. sleep    B. help    C. rest    D. be silent
- (iii) How can you tell that the wife was listening carefully?

2. Rama, the village kotwal, ran to the house from which he heard his name being called.

Rama: Oh, Oh! Some thief has dug his way into this house.

(i) Fill in the blank with the correct word from the given lines.

The villagers caught the thief and took him to the \_\_\_\_\_.

(ii) Choose the correct option.

What do the words “Oh, Oh!” show here?

A. surprise    B. anger    C. pain    D. happiness

(iii) How can you tell that the *kotwal* was good at his job?

II Give one reason why the man and his wife were not able to fall asleep.

III What did the thief wish would happen? Did it happen?

IV How did the man and his wife get help from the *kotwal*?

V Do you think cleverness can help us solve our problems? Why do you say so?



### Let us learn

I Study the highlighted words in the following lines.

- **I'm** feeling so sleepy.
- **It's** a thief.
- **They're** awake.

The highlighted words given in the above sentences have one letter missing in each. What are they? Share them with your teacher and classmates.

Now, write the full words with the missing letter.

1. \_\_\_\_\_ feeling so sleepy.
2. \_\_\_\_\_ a thief.
3. \_\_\_\_\_ awake.

The missing letters are marked by an **apostrophe (')**.



II Expand the following words. Two examples have been done for you. Use the contracted form of these words in sentences of your own.

S. No.	Contracted Words	Expanded Form	Sentences
1.	what's	what is	
2.	I'll		
3.	I'd		
4.	we'll		
5.	that's		
6.	we're		
7.	don't		
8.	you'll		
9.	must've	must have	

III Study the highlighted words and the words in the brackets in the following sentences from the story.

1. I **am feeling** so sleepy. [am + feel + ing]
2. What **are** you **looking** at? [are + look + ing]
3. Somebody **is trying** to get in. [is + try + ing]
4. They **are saying** something. [are + say + ing]
5. Perhaps, they **are talking** about their money. [are + talk + ing]

Now, choose the correct option.

The sentences 1–5 refer to actions that \_\_\_\_\_.

[are going on at the time of speaking/happened in the past/will take place in the future]



Verbs that describe what someone or something is doing at the moment of speaking are in the **present progressive** tense.

IV Fill in the blanks to complete the following sentences.

1. I \_\_\_\_\_ in Grade 6. [am + study + ing]
2. My friend \_\_\_\_\_ a story book. [is + read + ing]
3. We \_\_\_\_\_ a board game. [are + play + ing]
4. I \_\_\_\_\_ a new language. [am + learn + ing]
5. The teachers \_\_\_\_\_ in the staff room. [are + sit + ing]
6. My mother \_\_\_\_\_ food in the kitchen. [is + cook + ing]

V Study the following picture and fill in the blanks with the present progressive form of verbs.



1. Govind and Anu \_\_\_\_\_ football.
2. Pema \_\_\_\_\_ flowers.
3. Anil \_\_\_\_\_ the score card.
4. The mother \_\_\_\_\_ a book.
5. The dog \_\_\_\_\_ to catch the ball.
6. The birds \_\_\_\_\_ in the sky.

VI Study the following sentences from the story and complete the table. One example has been done for you.

1. I'd better listen **closely**.
2. When he's in the house, I'll call out **softly** to him.
3. Then I'll call out very **loudly**...

S. No.	Sentence	Question	Word
(i)	I'd better listen closely.	How does he listen?	A. closely
(ii)	When he's in the house, I'll call out softly to him.	How does she call out?	B.
(iii)	Then I'll call out very loudly.	How does she call out?	C.

Words that give more information about the verb, such as how, when, where, etc. are called **adverbs**.

VII Fill in the blanks with suitable adverbs from the box given below. There are two extra words that you do not need.

warmly      gracefully      smoothly      beautifully  
 funnily      quickly      hurriedly



1. He solved the mathematics problem \_\_\_\_\_.
2. The car moved \_\_\_\_\_ along the highway.
3. The musician played the guitar \_\_\_\_\_.
4. Shobha danced \_\_\_\_\_.
5. Rohit left the house \_\_\_\_\_.

VIII Fill in the blanks with suitable adverbs from the box given below. There are two extra words that you do not need.

honestly	brightly	peacefully	sweetly
angrily	slowly	tirelessly	

Once upon a time in a small forest, animals lived 1. \_\_\_\_\_. The wise old tortoise moved 2. \_\_\_\_\_ but always won the race against the proud rabbit. The ants worked 3. \_\_\_\_\_, gathering food for the winter. The kind-hearted lion ruled the jungle 4. \_\_\_\_\_, giving everyone a chance to speak. The birds sang 5. \_\_\_\_\_, making everyone in the forest happy.

IX Study the following sentences from the story and choose the correct option.

1. Oh, hum! What a hard day it has been!
2. Ah, at last, they've stopped their chatter!
3. What should we do?
4. What should we name our child?
  - (i) Sentence 1. expresses a feeling of \_\_\_\_\_. (tiredness/joy)
  - (ii) Sentence 2. expresses a feeling of \_\_\_\_\_. (wonder/relief)
  - (iii) Sentences 3. and 4. ask \_\_\_\_\_. (answers/questions)



X Punctuate the following sentences and write whether they are exclamatory or interrogative sentences.

1. Wow, what an intelligent man he is
2. Oh how big the hole is
3. Do you like to read comic books
4. What is your favourite story

Sentences that express a strong feeling are called **exclamatory sentences**. They are marked by an exclamation mark (!).  
Sentences that ask questions are called **interrogative sentences**. They are marked by a question mark (?).



### Let us listen

You will listen to a security guard making an announcement to the people in the neighbourhood. As you listen, fill in the blanks with only one word that you hear. (refer to page 38 for transcript)

The security guard announced that 1. \_\_\_\_\_ has been happening in that area. He advised everyone to stay safe and the kids to tell the 2. \_\_\_\_\_ as soon as they find anything different. They should not forget that 3. \_\_\_\_\_ is the main thing. He asked them to call 4. \_\_\_\_\_ when they need immediate help.



### Let us speak

I Listen to your teacher pronounce the contractions and repeat after your teacher.

**I'll      it's      don't      I'm      I'd      he's**  
**that's      we'll      they're      you're      we're      what's**

We use contracted form of the verbs while speaking and expanded form of the verbs while writing.

Now, speak these contractions clearly along with your teacher and classmates.

**can't    won't    I've    wouldn't    shouldn't    didn't**

II Discuss in pairs:

1. Why do you think it's important for people to keep their house and themselves safe? Tick the suitable reasons.

- |   |                          |
|---|--------------------------|
| (i) To be safe from injury                        | <input type="checkbox"/> |
| (ii) To keep family members and pets safe         | <input type="checkbox"/> |
| (iii) To stop accidents from happening            | <input type="checkbox"/> |
| (iv) To make sure they visit the doctor regularly | <input type="checkbox"/> |
| (v) To stop robbery                               | <input type="checkbox"/> |
| (vi) To pay the electricity bill                  | <input type="checkbox"/> |
| (vii) To save money                               | <input type="checkbox"/> |

2. Now, use the given hints to share your reasons in complete sentences with your teacher and classmates.

- I think it's important because ... /
- I feel it's necessary as ... /
- The reason we need to look at safety is ...

3. Use the given hints to share three ideas on how people can keep their houses and themselves safe. Share with your classmates and teachers.

- I think they should ... /
- I suppose they could ... /
- They must ... /
- They should ... /
- How about ... /
- It might be better to ...





### Let us write

The next day, the neighbour asked the man in the story about what had happened. As the man, tell the neighbour what had happened in your own words. Remember to include the following:

when .....

where .....

what .....

how .....

why .....

You may begin this way:

*My wife and I were about to go to sleep last night when we heard someone ...*



### Let us explore


1. Find out from your teacher or parents what you would do in the following situations.

Who will you call if ...

- you see fire
- you see someone getting hurt
- you see a wounded animal
- you see someone suspicious
- you find a lost child
- you get lost



2. Find the right path for the *kotwal* to catch the thief.





## Transcript



**Let us listen** (refer to page 10)

### A BOTTLE OF DEW

Madhumati is very happy as she has many big bags of bananas. Firstly, she visits her mother and gives her two dozen bananas. Secondly, she goes to the market to sell the bananas. Next, she meets her old friend Kalawati in the market. Then, she gifts Kalawati a dozen bananas. Later, she decides to go home as she has sold most of the bananas. After that, on the way home, she meets a little boy who is hungry and gives him two bananas. Lastly, she goes to her neighbour's house and gives them a bunch of bananas. She has a smile on her face as she goes home.

You will listen to the audio or narration once again. As you listen, check your answers.



# Transcript



**Let us listen** (refer to page 18)

## THE RAVEN AND THE FOX

Dear students, the crow felt really sad because the fox cheated him. In the quiet night, the crow thought and said to himself, “I was fooled by kind words, but I’ve learned something important. Even if I don’t have beautiful feathers, I’m smart.”

To share his wisdom, he decided to go on a journey. He wanted to tell all the other animals to be careful with words. He told them, “Do not let pride lose what you have.”

You will listen to the audio or narration once again. As you listen, check your answers.





## Transcript



**Let us listen** (refer to page 32)

### RAMA TO THE RESCUE

Attention, all! There are reports of robbery in our locality. Please be alert and listen to the instructions carefully. Lock all doors and windows at night and also when you leave the house. Children, you must inform any suspicious activity to adults immediately. Do not talk to strangers or get anything from them. Report anything unusual. Always remember that safety is important. Dial 100 in case of emergency.

You will listen to the audio or narration once again. As you listen, check your answers.