



Welcome to My World



Chapter 1

It is Fun



It's fun to be this,
It's fun to be that,
To leap like a lamb,
To climb like a cat.



Sight words
this | that | like | to |
them | all | none






To hop like a frog,
To swim like a fish,
To trot like a horse,
To fly like a bird.



I can act
Just like them all,
It's fun to be this,
It's fun to be that.



New words

fun | climb | leap | swim | trot | fly |



Let us speak

- A. Listen to the sounds that your teacher will share on the mobile. Can you identify the sounds?
- B. Answer the Questions.

Teacher: If you were a cat, what would you do?

Child 1: I would run after a mouse.

Child 2: I would drink milk.

Child 3: I would say 'meow'.

Teacher: If you meet an elephant, what would you say?

Child 1: I would say _ _ _

Child 2: I would say _ _ _

Child 3: I would say _ _ _



Note to the teacher

- Download and share the sounds on the mobile such as, croaking of a frog, cackling of a hen, quack of a duck, bleat of a sheep, etc. Let children guess the names of the animals.
- Think of imaginary situations and begin a conversation.
- You may ensure that all the students get their turn to answer.





C. Say the words

climb

leap

swim

trot

fly

Now make sentences with these words. One has been done for you.

Monkeys climb trees.



A. What can you do like any animal or bird?

I can _____ like a _____ .

B. Name any two animals or birds other than fish that can swim?

1. _____ 2. _____

C. Name any two animals that live on trees?

1. _____ 2. _____

D. Answer the following

1. What can the child in the poem do?

2. The child in the poem can do so many things.

Which of them (any two) do you like the most?



Picture Reading

What do you see in the picture? Talk about it.

Write a few sentences about the picture.







Let us think

A. Match the animals to their actions.

The horse trots.



The lamb leaps.



The snake crawls.



The squirrel runs.



The monkey swings.

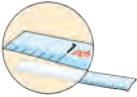












Let us speak

A. Look at the pictures.

Read the words below each picture.

1	 an inch	 an inkpot	 an igloo
2	 a pin	 a list	 a fish
3	 a bin	 a ring	 a ship



Let us sing

Song of I

I is both a letter and a word (clap clap clap)

I is both a letter and a word (clap clap clap)

Even though they look the same

You use I and not your name

I is both a letter and a word. (clap clap clap)

Note to the teacher

- Sing the above song and encourage children to sing it too. Help them understand the notion that 'I' is oneself.






Let us draw

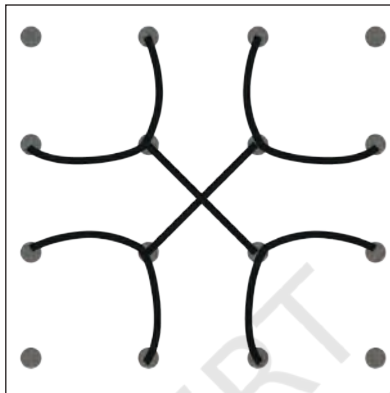
Rangoli

Follow the steps to draw a rangoli and colour it.

Step 1



Step 2



Step 3

