

Unit  
2

# Toys and Games

Picture reading





**Look at the picture and answer.**

1. Count how many there are and write in the blanks:  
children \_\_\_\_\_, girls \_\_\_\_\_, boys \_\_\_\_\_, women  
\_\_\_\_\_ and animals \_\_\_\_\_
2. What games are the children playing?
3. Children are playing in the open space in front of their houses. Where do you usually play?




4. Some children are not playing games. What are they doing?
5. There are some women in the picture. What are they doing?
6. Who is reading the newspaper?
7. What are the children playing with?
8. What is the old man doing?
9. What is your favourite game?
10. If you were in the picture, which game would you play?

**A. Point out the following in the picture.**

1. The boys are playing with marbles.
2. A girl is playing hopscotch.
3. A boy and a girl are spinning tops.
4. A boy is blindfolded.
5. A boy is holding a kite.

**B. Identify the playthings used to play. Write their names below.**



**Note to the teacher**

Encourage learners to write the names in their mother tongue along with English.

## Chapter 4. Out in the Garden



0332CH04



Out in the garden,  
Each fine day.  
With my ball,  
I like to play.

I bounce my ball,  
I throw my ball.  
I catch my ball,  
On each fine day.

Out in the garden,  
Each fine day.  
With my kite,  
I like to play.



I tug my kite,  
I pull my kite.  
I fly my kite,  
On each fine day.

Out in the garden,  
Each fine day.  
With my friends,  
I like to play.

We run and skip,  
We jump and sway.  
We slide and swing,  
On each fine day.

### **New words**

bounce      throw  
slide      sway




**A. Answer the following.**



1. What are the children doing with the ball?
2. How are children playing with the kite?
3. Where are the children playing?



**B. Think and answer.**

1. Where do you play?
2. What games do you play outside?
3. What happens if we are not careful while playing outside?



**Look at some more games. Do you know them? Have you played them? What do you call them in your mother tongue?**

**Talk about what you know.**






In the poem, we find —

run **and** skip

jump **and** sway

slide **and** swing



Here we use '**and**' to link two words.

Combine these words using '**and**' and write them in the blanks. One has been done for you.

1. give, take      **give and take**
2. sing, dance      \_\_\_\_\_
3. eat, drink      \_\_\_\_\_
4. catch, throw      \_\_\_\_\_
5. run, catch      \_\_\_\_\_

Can you think of two more word pairs? Write them here.

---

---



## Paper Bag Puppet

### Materials required

Paper bags, a pencil, colour pencils or sketch pens, woollen threads and gum.

### Process



1. Take a used paper bag with a base.



2. Fold the base upward.



3. Hold it upside down with the handle downwards.



4. Draw the upper lip on the line of the flap of the base.



5. Draw the lower lip right below the upper lip.



6. Then draw the face and colour it. Decorate it.



7. Slide your hand into the bag.



8. Bend your fingers inside the bag.



9. Now, you can make your puppet talk.

