




0433CH02



WHERE ARE YOU HIDING?


Scene 1



Scene 2



Scene 3



Scene 4

Let Us Do

1. Look at the picture and answer the following:


a) Which game are the children playing? _____

b) Who is looking from the top? _____

c) In Scene 1, if Rani faces towards the hut, will she be able to see who all are hiding near the hut? _____

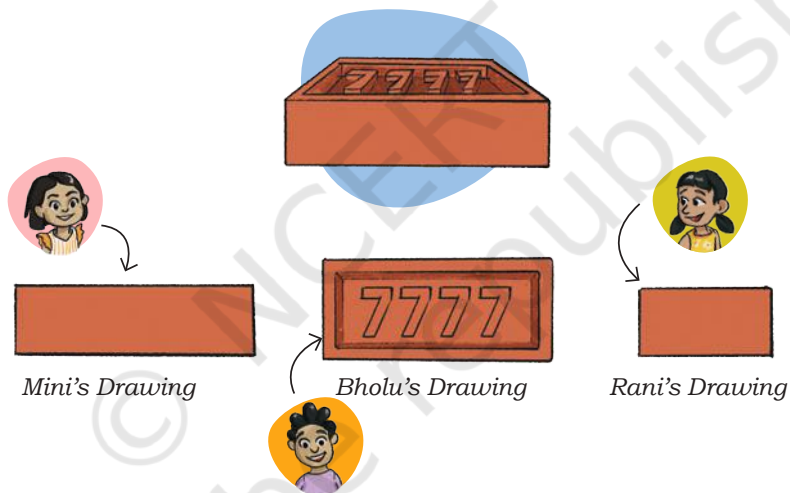
Discuss.

In Scene 4, can Mini see all the children playing the game? Discuss.
 Bholu is amazed to see how this tree looks from the top.



Jagat has clicked a picture of a tree from the front.

2. Mini, Bholu, and Rani draw the same brick. Why are their drawings of the same brick different? Discuss.



Whose drawing shows the following views?

View of the Brick drawing	Name of the child
The top view	
The front view	
The side view	

Note for Teachers: Children may come up with different answers. Also, discuss with them the kinds of views present in the pictures, for example, top view, side view, and front view.




3. Look at the pictures and name the objects. Also write which view of the object is given.



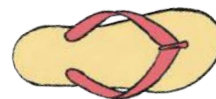
Name _____

View _____



Name _____

View _____



Name _____

View _____



Name _____

View _____



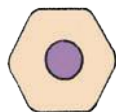
Name _____

View _____



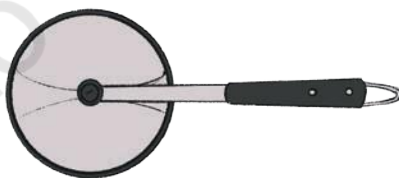
Name _____

View _____



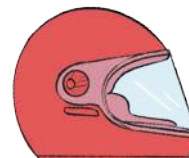
Name _____

View _____



Name _____

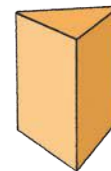
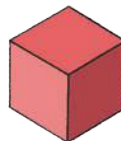
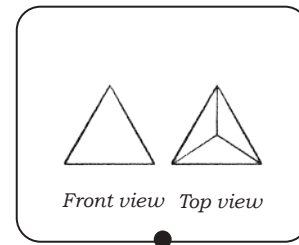
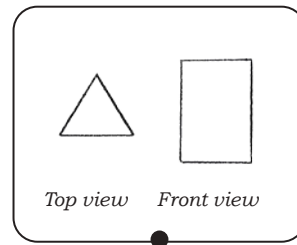
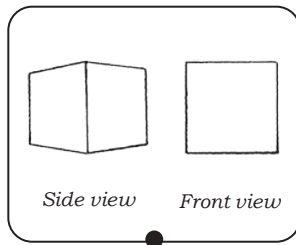
View _____



Name _____

View _____

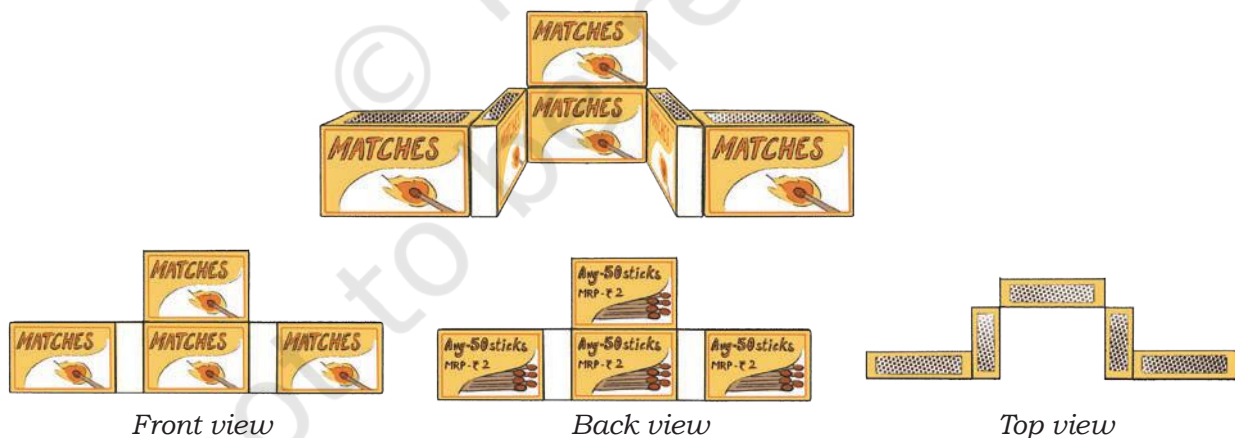
4. Jagat and Rani have made different drawings of the same objects. Match the views with the objects.



Look around you! Try to make drawings of objects, such as chairs, tables, pencils, erasers, birthday cap, and bottle from different views.

Boxy Buldings


Jagat and Mini are playing. They are making different buildings using empty matchboxes and making their drawings from different views.



Now, you also collect empty matchboxes or any other empty boxes to create different buildings and draw their top, side, and front views. You can challenge your friends by asking them to match your drawing with the right building.

Cat Finds Jagat

The next day, the five friends go to school feeling excited as it is an activity day. Jagat's pet cat follows him to school. The cat sits on the window and tries to find Jagat.




Let Us Do

Jagat's cat sees him sitting on the third desk in the first row.

1. Mark Jagat's position in the picture.
2. Describe the position of the blue bag _____.
3. What do you see on the middle desk of the second row?
_____.
4. Where is the notebook kept — the first desk in the second row or the middle desk in the third row?
5. Draw an apple on the third desk of the second row.

Grid Game




Here are the clues given by Rani to fill the grid:

- An eraser at the top right corner.
- A pencil in the top left corner.
- An apple in the middle of the second row and second column.
- A water bottle in the third row and second column.

Row 3

Row 2

Row 1

Column 1 Column 2 Column 3

BHOLU'S GRID

Note for Teachers: Let the children play the grid game in the class. They can draw the grid on the table or on the floor. They can place different objects at different positions of the grid.



Grid Game — Treasure Hunt

In this game, one player has to think of an object from the grid and help the other player locate it.

Let's see how Jagat and Mini are playing.

Yes!

START →

Jagat, have you thought of the object?

Mini takes 4 steps to the right from the starting point.

Is it an orange?

You are 3 steps away

Mini takes 2 steps to the left and 1 step upwards. She reaches the _____
Mark Mini's position on the grid.

START →

Now, you are still 2 steps away,

What object did Jagat think of?

Note for Teachers: How to play—There are objects placed in a 4×4 grid. The first player helps the second player to reach the object he/she has thought of by giving clues. The players can move up, down, left or right. No diagonal movements are allowed. Children can play this game in pairs. Let student write/speak about the paths: provide them with prompts/questions/fillers, such as from the starting point, I moved ___ steps left/right. Then I moved ___ steps up/down and so on.

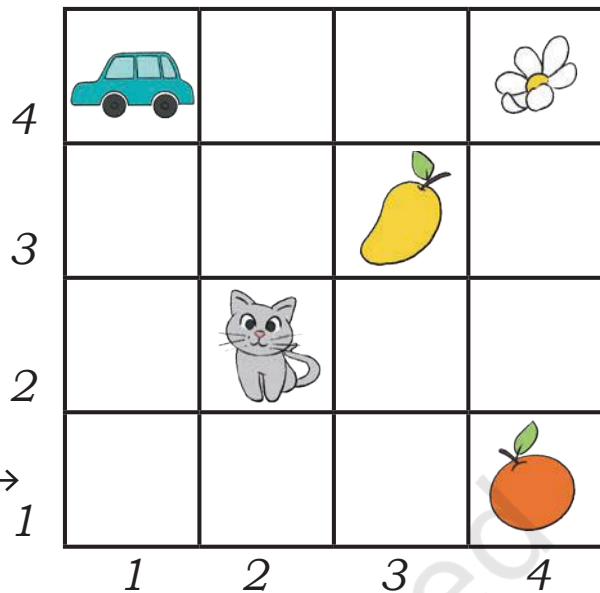
Play the game with your partner.

From the starting point, trace the paths to reach the flower. How many steps are required for each path?

Speak out or write down the different paths followed to reach the flower.

From the starting point, where would you reach in a smaller number of steps: the mango or the orange?

START →



Drone Around the School

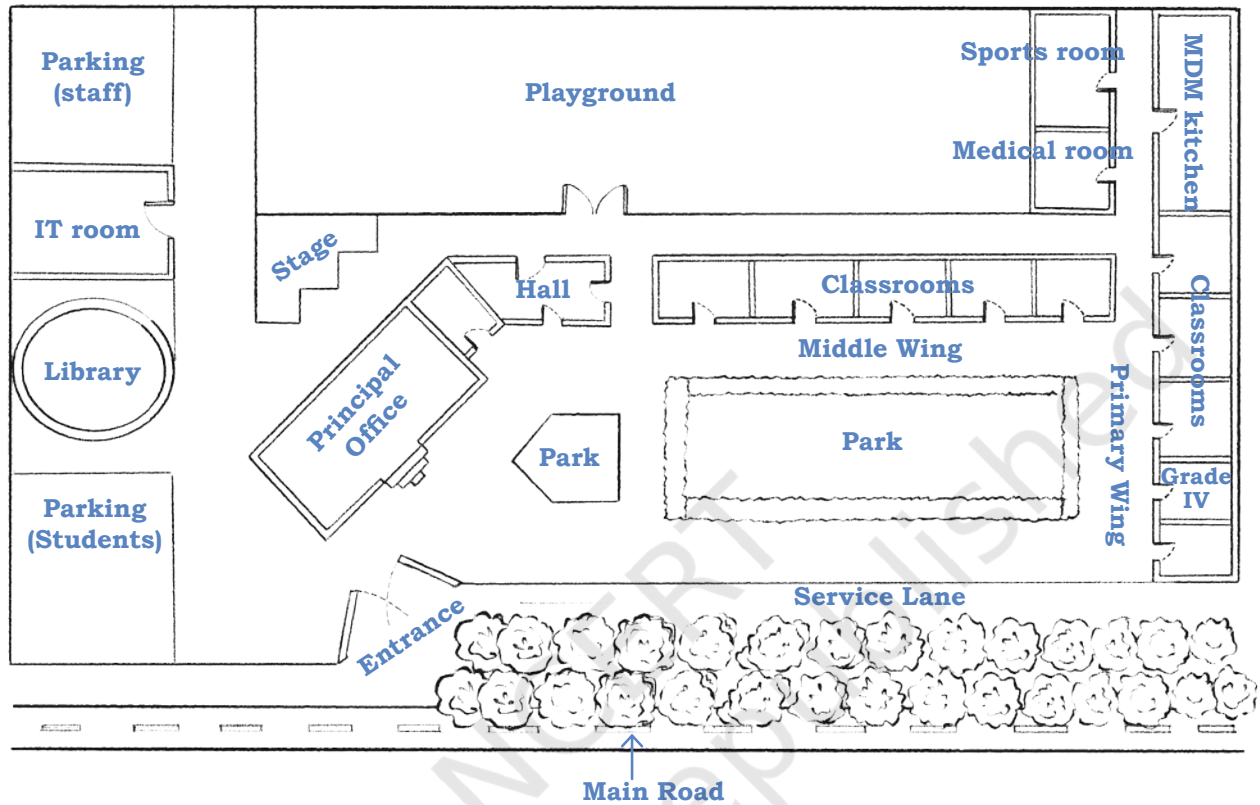
Gyan has got a drone to show her friends. A drone can take pictures while flying.



Circle the places or things that you see in the picture and write their names.

Preet's elder sister has made a sight map of the school. You can easily locate Grade 4 on the map.

Trace the path from the Grade 4 classroom to the stage.



How many routes were you able to find? _____ (You may use different colour pencils to trace the different routes)

Which is the shortest route? How do you know?

The water delivery man has turned left from the entrance. Help him reach MDM Kitchen by telling him the route. Write the directions below.

_____.

Rajat is not feeling well. Which way will you choose to take him to the medical room from the library?

After the assembly in the playground, Bholu must go to the IT room and Rani has to go to the sports room.

Trace their paths. Which way is longer?



Let Us Do (Project Work)

Draw a sight map to show the way from your school entrance to your classroom and any other important places.

© NCERT
not to be republished