



0223CH10




Let us recite


The Crow

There once was a crow.
He was black, as you know.
How to be beautiful,
he wanted to know.
Colourful feathers,
he wanted to grow.

He found one peacock
feather.
He stuck it in his tail.
Then he found another,
He picked up all without fail.



He stuck them
in his wings,
Put one on his head.
I am now beautiful,
He danced and said.




The other crows
laughed at him.
“Oh, what a fool you are!
You are beautiful in black.
We love you for
what you are.”



Sight words

once | as | how | to |
one | be | now | at |
all | it |



New words

colourful | feather | wings | picked | fool
| love | beautiful | peacock | another



- A. Which birds do you see around your house or near your school?
- B. What do you like about the crow?



Note to the teacher

- Use the poem to sensitise children that there are many skin tones in India. It is not the fair or dark complexion that matters, real beauty lies in good qualities.
- Help children talk about the qualities of a crow. Also discuss the uniqueness of different animals and birds.
- Ask children to speak about one good quality of their friend.





Let us write

A. Can you identify the birds in the box? Write their names in the space provided.



Note to the teacher

- Help the children identify the birds. Provide necessary help with English words.





Let us draw

- A. Draw your favourite bird in the box given below and write its name in the given blank.

My favourite bird is _____



Note to the teacher

- Encourage children to draw grass, trees, etc., in the background.





Let us listen

A. Close your eyes and listen to your teacher say the following words.

Listen and repeat the word as she says. You may clap for each syllable of the word.



pea

cock

peacock

fea

ther

feather

beau

ti

ful

beautiful

co

lour

ful

colourful

a

no

ther

another

Note to the teacher

- Help children understand how to break any word into smaller parts (syllables) to pronounce it easily. Let them clap for each syllable. You may practise this regularly, each time with a new set of words.





Let us write

Read the words in Column A. Complete the word in Column B that rhymes with it.

Hint: The words in Column B should be the names of birds. One has been done for you.

Column A

grow

carrot

pen

arrow

block

Column B

crow

_ arrot

_ en

_ _ arrow

_ _ _ ock



