



0435CH02



2 Exploring Our Neighbourhood

On Our Way Back Home

The classes got over and the school bell rang. Students talked with excitement about the wonderful books that their teachers showed them in the library. School buses and e-rickshaws were waiting at the gate.

Navya saw her grandfather standing outside the school gate. She ran up to him, “Dada ji, let us take the market route today!”

They walked to the bus stop, where some people were already waiting for the bus.



A bus stopped, the doors opened and everyone boarded the bus one by one. Navya found a seat by the window and watched the people outside.

As the bus passed a red postbox on the corner, Navya pointed to it and said, “Look, a postbox, Dada ji!”

Dada ji said, “Yes, Navya. You could write a letter and post it here”.

He continued, “When I was young, I used to write letters to my brother, who was

studying in a different city. I used to drop letters into the postbox. Then, the postman would take them to the post office. The post office would sort letters according to regions and send them to their destinations. Post offices offer a variety of other services too”.



Activity 1

1. Write a letter to a friend and post it.
2. Teacher can take students on a field trip to a post office, to explore various activities that take place there.

Note to the Teacher

Encourage students to write letters to each other in pairs or cyclically in groups of threes, so that all students both send and receive letters. The idea is that the students experience letter writing, and the joy of sending and receiving letters. Explain to the students about the importance of togetherness and communication.



Write

1. Have you or your family members ever sent, or received a letter or a parcel?
2. How does the post office help people stay connected with each other?

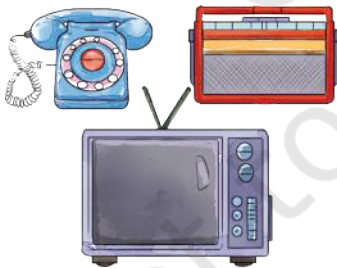
Do you know?

Long ago, people communicated using drumbeats and carvings on rocks.



Later, people started sending letters carried by messengers and pigeons.

Much later, the postal service came into being. It was used to send letters, parcels and important documents to others.



With time, new inventions like the telephone, radio and television made it easier to communicate, and share information.

Today, we have mobile phones, and computers that use internet. The internet helps us connect with anyone and anywhere, in seconds!



“Did you not have mobile phones?” Navya asked. Dada ji laughed, “No Navya. Earlier, we used to write letters. Sometimes, it would take weeks to get a reply”. “That is a really long time!” Navya exclaimed. Dada ji replied, “Yes, with mobile phones and emails, communication is much faster. However, sometimes I miss the joy of writing and receiving a handwritten letter.”



Activity 2

Interview with Elders

1. Discuss with the elders in your neighbourhood and find out how they communicated with each other when they were of your age. Compare their answers to how you and your friends communicate today; and fill in the table below:

Category	Communication in earlier times	Communication in present time
Type of communication	Letter, telegram	Internet, social media, text message
Speed of communication		
Frequency of communication		
Language of communication		
Challenges faced		



Over time, the ways in which people communicate have evolved. While letters were common in the past, today messages and video calls make communication much faster. Technology has made it easier for us to stay connected with everyone.



DISCUSS

1. Letters took a long time to reach other persons. How do you think it affected communication between people in the past?
2. How is it different from the way people communicate now?
3. Today quick messages make sharing the news easier, but sometimes wrong information spreads very quickly too. How can we ensure the news we share is true?



The bus took a turn and Navya saw a metro train passing by. “Look at that! The train is moving so fast”, she exclaimed.

“Navya, the metro trains travel very fast. Also, there are high roads known as flyovers. They help vehicles move above the busy roads and crossings. So, they save the time of travellers”.



Note to the Teacher

Encourage students who have travelled by a metro train to share their experiences, describing what they saw, how they got the tickets and what they found interesting.



“Some flyovers are built for metros, and others are for buses and cars”, explained Dada ji.

Dada ji continued, “These modern facilities and services, such as flyovers and metros have made life easier for us. However, many animals, birds and trees that used to be here are no longer around because of all these changes”.

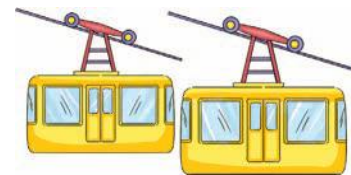
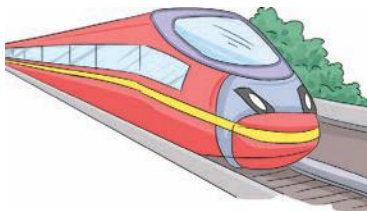
Navya replied, “I wonder if we can have such developments even while keeping our environment safe and secure”.

Dada ji said, “Yes, that can happen by creating a balance. If we plant trees, we can keep our environment secure”.



Write

1. Which mode of transportation do you use the most?
2. Can you identify the structures in the pictures, and explain how they have made travel faster and connectivity better?





Find out

How did your parents and grandparents go to school or other places, when they were of your age? Is it different from how you travel today? Note it down below.

You	Parents	Grandparents

After some time, a few people got down at a bus stop which was near a hospital. Navya noticed a banner outside the hospital that said ‘Eye Check-up Camp’. Many people were going to that hospital.

“What is this? Why are so many people coming here?”, she asked, her eyes got wide with wonder.

Dada ji replied, “Navya, this is a hospital. People come here when they are unwell. I brought your grandmother here for her eye operation a few years ago. The doctors helped her see better, and it made a huge difference to her life. This hospital is such an important part of our community. Today, it is organising an eye check-up camp”.



Write

List the people who work at a hospital or a health centre; and write down their role in the following table. One example has been given in the table.

People	Role in the Hospital/Health Centre
Doctor	Treats patients and prescribes medicines.
Nurse	



Savings for the Future

The bus stopped at the bus stop near their house. Dada ji and Navya stepped out of the bus. On the way home, they walked to a bank that had an ATM.

“What is this machine, Dada ji?”, Navya asked curiously. “This is an ATM, short for Automated Teller Machine”, Dada ji explained. “It helps us take out money anytime we need it.”

Navya asked, “But why do we keep our money in the bank, Dada ji?”.

“Banks are a special place where money is kept safe. They also help us save money for our future needs”, Dada ji replied.

“When I was of your age, we did not have ATMs. We had to visit the bank and wait in long queues. Also, we used Money Orders to send money through the post office.”

“But now, we can use mobile phones to send money online within seconds! Mama (maternal uncle) sent money to my mother to buy gifts for us, this Raksha Bandhan”, Navya said excitedly.

“Yes, technology has made things so much easier”, agreed Dada ji.





DISCUSS

If you had to send money to someone, which method would you choose—using a phone, Money Order or some other mode? Why?

WRITE

1. If you get pocket money, do you save it? If yes, where do you put your savings?
2. Why do you think it is important to save money?
3. What are some things you could do to save more money?
4. Request one of your family members to show you their bank passbook. Note the important elements given on the first page of the passbook.



CIF Number:		
Account Number:	1234567890	ABCDE Bank	
IFSC Code:	ABCDE0007		
Customer Name:	ABC		
D/S/O, W/H/O:	XYZ	Opening Date:	02/02/2012
Address:	abc	Mobile Number:	9487xxxxxx
D.O.B.:	01/01/1990	Branch Code:	xxxxx
E-mail:	xyz@abc.com	Branch Location:	xyz
PAN Number:	xxxxxxx	Branch E-mail:	abc.00@abcde.co.in

Activity 3

- Visit a bank in your locality or find out from your elders about how it works. After that, answer the following questions:
 - Other than saving money, what else do people use banks for?
 - What is an ATM and how does it help people?
- Take an Indian currency note. Look at it closely and answer the following questions:
 - What is the value of the note?

 - How many languages do you see on the note?

 - What pictures or symbols are there on the note?

Note to the Teacher

Arrange for a field visit to a bank. Prepare students by discussing what they might see and learn during the visit. Encourage students to ask questions and observe the processes used in managing money.

Do you know?

Long ago, people used barter system to exchange goods and services. For example, a farmer could exchange wheat for milk from a shepherd. However, finding the right trade partner and the right exchange value was not always easy. To simplify exchanges, money was invented.



Looking Around the Neighbourhood

As soon as they reached home, Navya ran to her brother and shared her experiences with him.

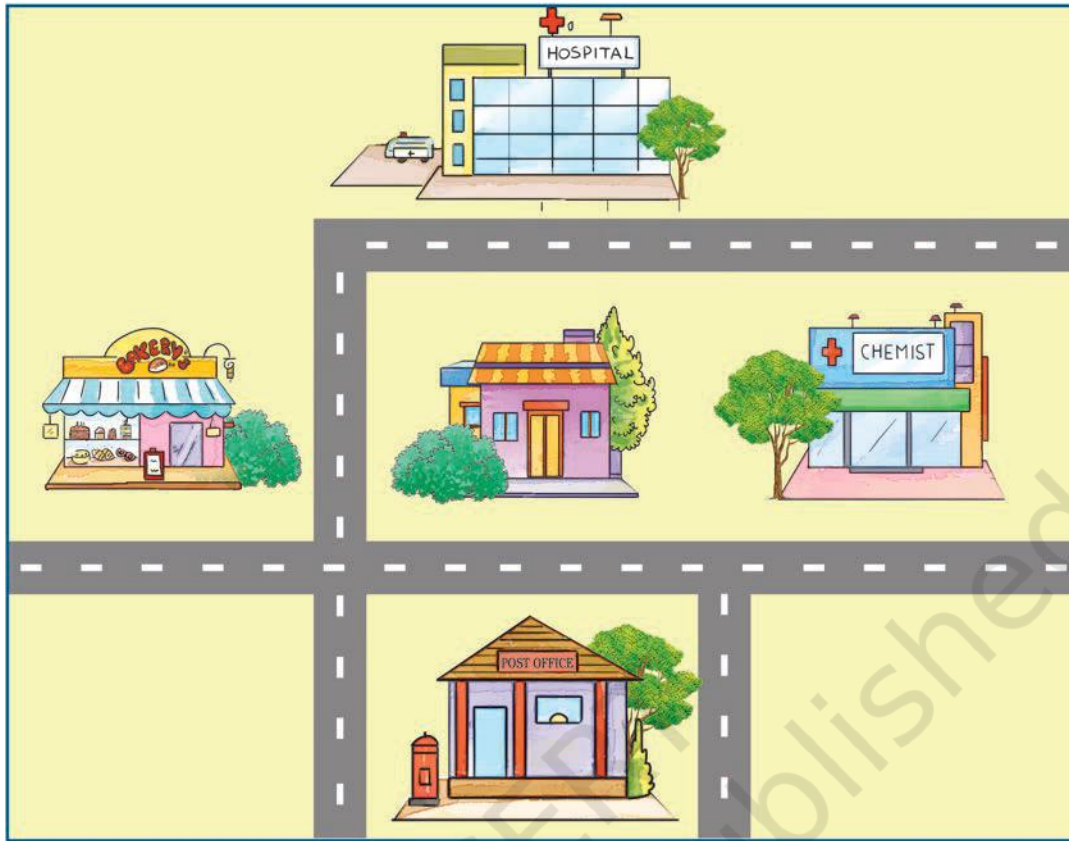
Public places help people by providing services related to health, safety, cleanliness or the environment. These may include places like hospitals, banks, post offices, police stations, public libraries, bus stations, etc.

Navya brought a pencil and paper, and sat down to draw her neighbourhood.

On the basis of the rising sun, she identified the east direction. Based on this, she drew places in other directions around her house.

The places towards the east appears on the right side of the paper. Also, the places to the north are shown at the top side of the paper, while the places in the south are indicated at the bottom of the paper. The places in the west are shown on the left side.

On a map, the representation of directions is as follows—North is shown upwards, South is downward, East is on the right, and West is on the left.

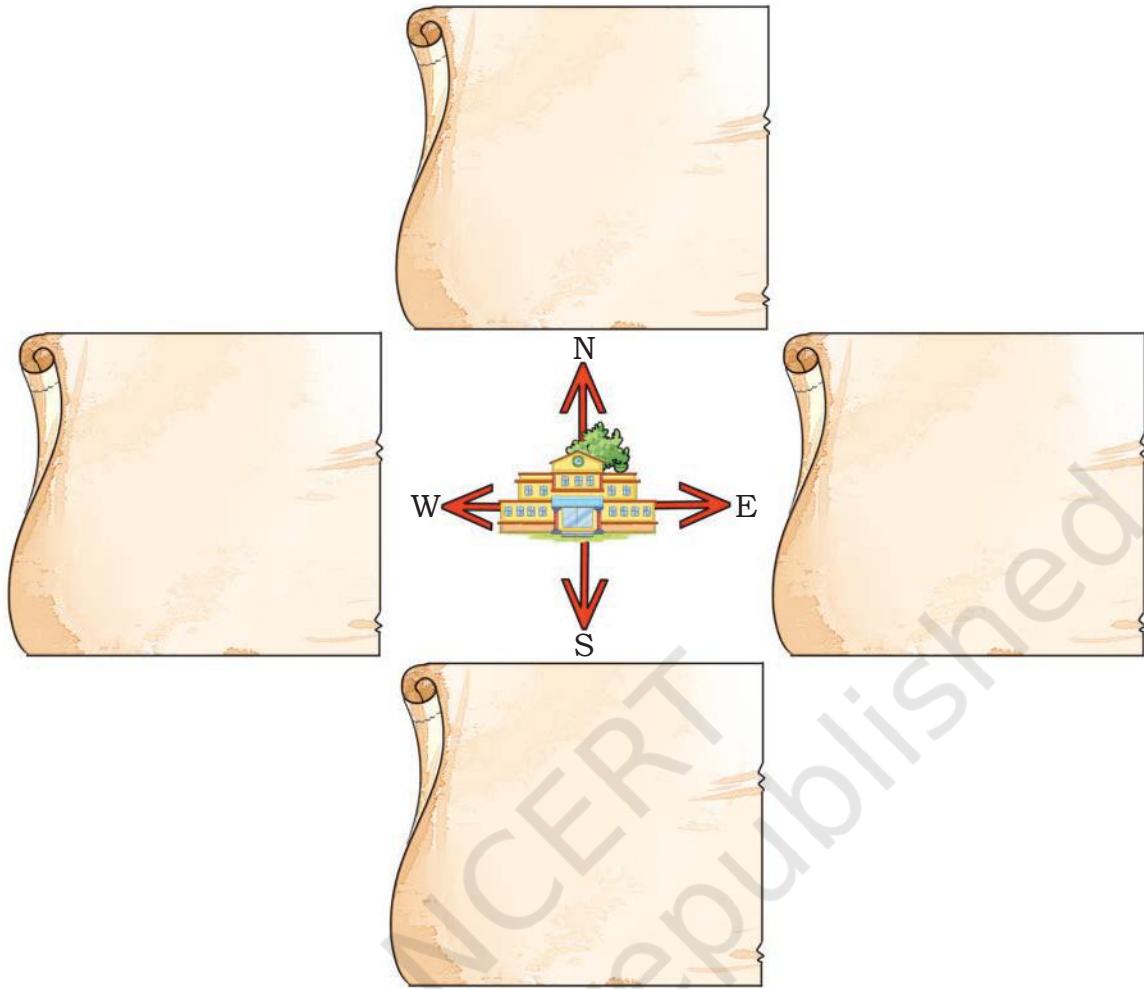


Write

1. Look at the picture above, and write down the places located in the North, East, West, and South of Navya's home.

Direction	Place
North	
East	
West	
South	

2. Look at the picture on the next page, and imagine your school at the centre. Name the buildings or areas near your school and write the direction they are situated in the given spaces.



3. Imagine you are giving directions to a friend to visit your favourite place near your school. How would you explain it using directions (left, right, forward, backward, etc.) and landmarks?

Place: _____

Instruction: _____

Note to the Teacher


Encourage students to identify landmarks that help in recognising a place easily. Give examples of landmarks.





Activity 4

Draw a map showing the route from your school to the public library or any such place near your school. Identify landmarks like parks, shops, hospitals, bus stops, etc. on the map.





Let us reflect

1. Imagine you have ₹ 100 to utilise in a month. Your task is to plan how to spend and save wisely. Think about your expenses for stationery, snacks, toys, etc. Decide how much you will save in your piggy bank and how much you will use for your expenses. After making this plan, think about how saving money could help you in the future.

Use the table below to create your budget:

Category	Planned amount	Why did you choose this amount?
Savings		
Expenditure		

2. Imagine that your group is in charge of making your neighbourhood better. Discuss what new services or facilities you would add or improve. Present how these changes would help everyone in the community.
3. As a class, take help of the elders around you to list people in your neighbourhood who helped the community during COVID-19. These could include doctors, nurses, garbage collectors, shopkeepers, teachers and others. Discuss how they made the community safer and why it is important to thank them.

4. Can you list out the people involved and vehicles used in each of these services in the boxes given below? An example has been given.

Police Station

Police officers

Constables

Patrolling jeep

Hospital

Fire Station

Post Office

Library