



UNIT-2

Noses

The Little Fir Tree

Let's read and sing

Noses



0424CH02

I looked in the mirror
and looked at my nose:
it's the funniest thing,
the way it grows
stuck right out where all of it shows
with two little holes where the
breathing goes.

I looked in the mirror
and saw in there
the end of my chin
and the start of my hair
and between there
isn't much space to spare with my nose,
like a handle, sticking there.

If ever you want
to giggle and shout
and can't think of what
to do it about,
just look in the mirror and then, no doubt,
you'll see how funny YOUR nose
sticks out!



– Aileen Fisher

New words

mirror, funniest, breathing, sticking, giggle




Reading is fun

1. Why does the poet feel that the nose is a funny thing?
2. Why is your nose important for you?
3. Does the child in the poem like her nose? Why do you think so?



Let's talk


1. Describe a few funny things you have seen. Do they make you laugh?
2. What does 'features' mean? Look up the dictionary. What are the different kinds of features of people we come across in the world? Discuss.



Let's sing

Sing this song and march as you sing.
When you come to ginger, take two steps back
and say 2 - 3. Then start again.

*There was a girl
So tall and thin and fair
Her hair, her hair was the delicate shade of ginger.*



Fun time

1. Sit in groups.
2. Look at your friend's face and describe what you see.
Use words like **long**, **round**, **oval**, **slanted**, **sharp**, **flat**
to help you. You can use other words also.

3. What is your favourite fruit?
Describe it in five sentences.



(a) How does it smell?

(b) How does it look?

(c) How does it feel?

(d) When you bite it what sound does it make?


(e) How does it taste?



Let's exercise

A breathing exercise

- Close your right nostril with your right thumb.
- Inhale slowly through your left nostril till your lungs are filled with air.
- Now close your left nostril with your second and third fingers.
- Remove your finger from the right nostril and exhale through it.
- Repeat this exercise, slowly in the beginning, and with practice, increase your speed.





Let's write

1. Do you know a fish breathes from its gills? Write two sentences about other animals which can breathe under water.

2. Punctuate the following passage.

mother father neelam said i have got a fire engine ive got a fire engine whats this whats this called mother somewhat confused by the noise ive got a fire engine mother come and see it.

3. Using a red pencil, choose and circle the things whose smell you like. Now with a blue pencil circle the things whose smell you do not like. Make five sentences like this –

I like / do not like the smell of because it reminds me of.....



- (a) _____
- (b) _____
- (c) _____
- (d) _____
- (e) _____

Let's sing


What is it?

Tall ears,
Twinkly nose,
Tiny tail,
And -hop, he goes!

What is he –
Can you guess?
I feed him carrots
And watercress.

His ears are long,
His tail is small –
And he doesn't make any
noise at all!

Tall ears,
Twinkly nose,
Tiny tail,
And – hop, he goes!



– Marie Louise Allen

Write three pairs of words that rhyme with each other.





The Little Fir Tree

Shetty the magician was returning home, when all of a sudden it began to rain. It rained heavily. Shetty looked around for shelter and saw a pretty little fir tree. He ran towards it as fast as he could.

Soon the rain stopped. Shetty was happy that he did not get wet.

“Thank you, you have been kind to me. I would like to reward you. Ask for four wishes and I will grant them,” said the magician.



The sad fir tree had leaves like needles and no birds ever made their nests on it. So it said, "I wish I had green leaves like my other friends."

Next morning, its wish was granted. Soon a goat came along and ate all the green leaves. "Oh! dear," said the fir tree. "I wish I had gold leaves as goats do not eat gold leaves."

When the little fir tree woke up the next morning, it was surprised to see gold leaves.




"How happy I am!" it said.

A man came along and stole the gold leaves.

"I wish I had glass leaves instead. Men do not steal glass leaves."

The next day its glass leaves shone in the bright sun. "How happy I am!" it said.


At night the wind blew whoo...oo...oo. All the glass leaves broke.



“Oh dear!” said the fir tree. I like my old needle-like leaves best, for goats do not eat them.

No man can steal them.

The wind will do them no harm.”




The tree went to sleep. When it woke up the next morning, it had all its needles back again.

“Oh! I never was so happy,” said the little fir tree.

New words

pretty, needles, leaves, gold, stole





Reading is fun

1. Tick (✓) the correct answer –

(a) The pretty little fir tree was happy with gold leaves but...

a goat came along and ate them.

all the leaves got wet in rain.

a man stole them.

(b) The fir tree was sad...

because it had yellow leaves.

because it had needle-like leaves.

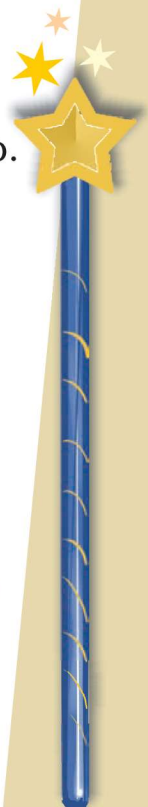
because it was very short.

(c) The fir tree was not happy with the gold leaves...

because the goats came and ate them up.

a man stole them.

the gold leaves broke.





Word building

1. By changing the circled word to its opposite, rewrite these sentences. One has been done for you.

(a) I carry a **light** bag to school every day.


I carry a heavy bag to school every day.

(b) Rina **won** the race.

(c) I **love** eating vegetables.

(d) This glass of milk is **full**.

(e) The old man is **wise**.



2. Now give the opposite of the words below by adding **un** or **im**.

happy _____

important _____

polite _____

perfect _____

seen _____

healthy _____

proper _____

safe _____

lucky _____

patient _____

possible _____

pure _____



3. Rita **loved** her dog Sheroo. Every day, Sheroo would **go out** of the house and **come** back himself. But one day he did not come home.



Rita looked **everywhere** for him. Tears rolled **down** her cheeks. Sheroo was **lost**. He was **nowhere** to be found. Rita was **crying** when she reached home. She got into her bed. All of a sudden something jumped on her. Can you guess who it was? Rita was very **happy**.

Give the opposites of the words in **blue**.




Let's write

1. Rewrite the passage below using capital letters where necessary –

(i) one saturday afternoon amarjit and his little sister rani went for a picnic to india gate. there they saw ducks, water and their friend raj


(ii) oh dear said the fir tree I like my old needle-like leaves best for goats don't eat them and no man can steal them





Let's talk

1. Look at the picture below. In the yellow box there are eight things. You can see six of them in the picture. You cannot see the other two. Write down the four things that you can see.



- ducks ● mat
- dog ● girl
- boy ● tree
- fountain ● flowers

2. Look at the picture again. Describe the picture.





Fun time

1. Ajit loved flowers. He always wanted to have a garden for himself. Mohan, his friend gave him an idea. He said, “Why, we can have a garden in a dish!”



“Ha! Ha!” Ajit laughed. “A garden in a dish?”

“Yes, dish gardens are tiny gardens planted in a shallow dish. We must first put sand, manure and pebbles in a dish. Plant very tiny plants in it and place the dish on the window sill.”

2. Glass breaks easily when it is dropped. Do you think a mud flower pot, a glass spoon, a wooden table, a plastic cup, books or your plastic water bottle can break easily? Circle the things that can.



spoon



flower pot



plastic water bottle



books



table



cup



3. Which of the following actions would make others happy/unhappy?

respecting elders ● not saying thank you ● being polite
playing with friends ● visiting a sick friend ● not sharing
watching television all day ● telling lies ● being greedy
caring for pets ● getting angry easily ● being honest

Actions that make people happy	Actions that make people unhappy
_____	_____
_____	_____
_____	_____
_____	_____
_____	_____
_____	_____
_____	_____
_____	_____
_____	_____
_____	_____
_____	_____
_____	_____
_____	_____
_____	_____
_____	_____
_____	_____
_____	_____
_____	_____
_____	_____
_____	_____
_____	_____
_____	_____
_____	_____




Let's listen, read and write

There was a thick jungle with beautiful green trees and birds.

Koyal was singing happily.

Suddenly she heard someone crying. It was her friend, the peacock. She flew to him and asked...



Some things make you feel happy. Some things make you feel sad. Write a poem on the picture.





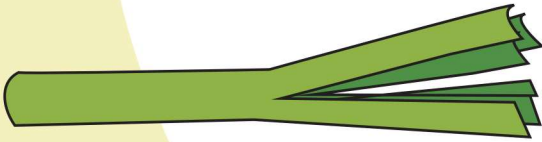
Let's make a word tree

This is how you will do it.


- Take a long green sheet of paper or newspaper. Roll it like this.



- Hold the roll of paper firmly in one hand and cut four slits from the top to halfway down the roll.



- Still holding the roll of paper firmly, bend back the four sections of the cut paper.



- Pull out the branches. Do this by pulling up the cut sections slowly and carefully from the centre of the roll.



Write words related to leaves on the trees and make a Word Tree. Now make sentences with these words.



THEMES

Self-esteem and satisfaction
Respecting individuality



Teacher's page

Unit 2

Poem : Noses

Story: The Little Fir Tree

The main aim of this Unit is to sensitise the child and make her/him feel happy with what she/he is or has. These expressions of inner feelings are not to be judged/labelled but may only be heard, seen and shared by you.

Give the children practice in observation and conversation. Let them talk freely about different type of faces and noses that they have seen. Bring the shy child into conversation while asking questions. Talk with them about the way they use their eyes, ears, nose and minds.

Develop the child's self-esteem and cultivate children's creativity. In the context of a fast changing world, it is imperative that we respect the children's wisdom and imagination.

How do we behave and see ourselves and how do others see us? Do they see us as kind, helpful or funny? Stress the three sides of a person. The one you think you are, the one others think you are, the one you really are.

Warm up

If you have a child in your class who you feel is not very confident, invite the little one to sit comfortably and then involve four/five children to share something they like about her/him as a friend. With exchanges and sharing in this way, you will very soon have a class where children relate to each other and participate in learning.

Avoid correcting them when they are speaking. The idea is to build confidence, and finally, fluency in speaking.

Reading time

Step 1 : Read the text aloud with voice modulation.

Step 2 : Let the children read the text along with you.

Sharing time

In this Unit involve children with 'a creative time' activity, for example, let them share with you their interest in speaking, writing, drawing (any other art form or paper activity). They can be encouraged to use this medium to express "Who am I? What do I want to be?" The activity helps the children to



express their thoughts logically. They also learn to interact with each other. Divide the class into conversation groups. Help each child to think and talk about what he saw that morning – his father, baby sister, pet, etc. and ask them how they feel. They can illustrate this through pictures which can be displayed in the class.

Writing time

Help children improve their handwriting with practice but guide them by precept and discussion.

Handwriting suggestions can be put up on a chart for the class. Some of these can be to –

- (a) make the writing even
- (b) begin sentences with capital letters
- (c) end the sentences with periods or question marks
- (d) write the letters carefully on the line.

Creative time

- Ensure that the children's running handwriting is done in their notebooks.
- From the spellings that they have learnt from this lesson, let them construct meaningful sentences in their notebooks.
- Try to teach organisational skills. Let children make a poem on their eyes/ears, or on the peacock, our national bird, in their notebooks.
- Introduce the use of 'and' and 'but' through oral work to bring out the function of addition and contrast respectively.

Language corner : Let children be given sentences using **is/are**.

Environment

Segregation of class waste-paper and food articles into containers of biodegradable and degradable waste can be started in a simple, efficient and environmental friendly manner.

