

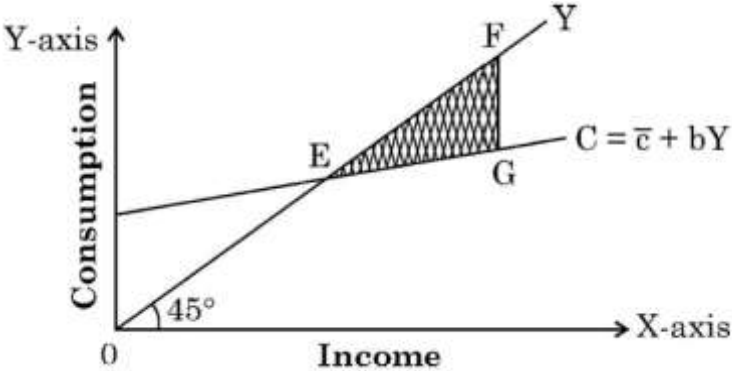
**Marking Scheme**  
**Strictly Confidential**  
**(For Internal and Restricted use only)**  
**Senior School Certificate Examination, 2024**  
**ECONOMICS (SUBJECT CODE – 030)**  
**(PAPER CODE – 58/5/2)**

**General Instructions: -**

<b>1</b>	You are aware that evaluation is the most important process in the actual and correct assessment of the candidates. A small mistake in evaluation may lead to serious problems which may affect the future of the candidates, education system and teaching profession. To avoid mistakes, it is requested that before starting evaluation, you must read and understand the spot evaluation guidelines carefully.
<b>2</b>	<b>“Evaluation policy is a confidential policy as it is related to the confidentiality of the examinations conducted, Evaluation done and several other aspects. Its’ leakage to public in any manner could lead to derailment of the examination system and affect the life and future of millions of candidates. Sharing this policy/document to anyone, publishing in any magazine and printing in News Paper/Website etc may invite action under various rules of the Board and IPC.”</b>
<b>3</b>	Evaluation is to be done as per instructions provided in the Marking Scheme. It should not be done according to one’s own interpretation or any other consideration. Marking Scheme should be strictly adhered to and religiously followed. <b>However, while evaluating, answers which are based on latest information or knowledge and/or are innovative, they may be assessed for their correctness otherwise and due marks be awarded to them. In Class XII, while evaluating competency-based questions, please try to understand given answer and even if reply is not from marking scheme but correct competency is enumerated by the candidate, due marks should be awarded.</b>
<b>4</b>	The Marking scheme carries only suggested value points for the answers. These are in the nature of Guidelines only and do not constitute the complete answer. The students can have their own expression and if the expression is correct, the due marks should be awarded accordingly.
<b>5</b>	The Head-Examiner must go through the first five answer books evaluated by each evaluator on the first day, to ensure that evaluation has been carried out as per the instructions given in the Marking Scheme. If there is any variation, the same should be zero after deliberation and discussion. The remaining answer books meant for evaluation shall be given only after ensuring that there is no significant variation in the marking of individual evaluators.
<b>6</b>	Evaluators will mark( $\checkmark$ ) wherever answer is correct. For wrong answer CROSS ‘X’ be marked. Evaluators will not put right ( $\checkmark$ ) while evaluating which gives an impression that answer is correct and no marks are awarded. <b>This is most common mistake which evaluators are committing.</b>
<b>7</b>	If a question has parts, please award marks on the right-hand side for each part. Marks awarded for different parts of the question should then be totaled up and written in the left-hand margin and encircled. This may be followed strictly.

8	If a question does not have any parts, marks must be awarded in the left-hand margin and encircled. This may also be followed strictly.
9	If a student has attempted an extra question, answer of the question deserving more marks should be retained and the other answer scored out with a note “ <b>Extra Question</b> ”.
10	No marks to be deducted for the cumulative effect of an error. It should be penalized only once.
11	A full scale of marks 80 has to be used. Please do not hesitate to award full marks if the answer deserves it.
12	Every examiner has to necessarily do evaluation work for full working hours i.e., 8 hours every day and evaluate 20 answer books per day in main subjects and 25 answer books per day in other subjects (Details are given in Spot Guidelines).
13	<p>Ensure that you do not make the following common types of errors committed by the Examiner in the past:- Giving more marks for an answer than assigned to it.</p> <ul style="list-style-type: none"> <li>● Wrong totaling of marks awarded on an answer.</li> <li>● Wrong transfer of marks from the inside pages of the answer book to the title page.</li> <li>● Wrong question wise totaling on the title page.</li> <li>● Leaving answer or part thereof unassessed in an answer book.</li> <li>● Wrong totaling of marks of the two columns on the title page.</li> <li>● Wrong grand total.</li> <li>● Marks in words and figures not tallying/not same.</li> <li>● Wrong transfer of marks from the answer book to online award list.</li> <li>● Answers marked as correct, but marks not awarded. (Ensure that the right tick mark is correctly and clearly indicated. It should merely be a line. Same is with the X for incorrect answer.)</li> </ul> <p>Half or a part of answer marked correct and the rest as wrong, but no marks awarded.</p>
14	While evaluating the answer books if the answer is found to be totally incorrect, it should be marked as cross (X) and awarded zero (0)Marks.
15	Any un assessed portion, non-carrying over of marks to the title page, or totaling error detected by the candidate shall damage the prestige of all the personnel engaged in the evaluation work as also of the Board. Hence, in order to uphold the prestige of all concerned, it is again reiterated that the instructions be followed meticulously and judiciously.
16	The Examiners should acquaint themselves with the guidelines given in the “ <b>Guidelines for spot Evaluation</b> ” before starting the actual evaluation.
17	Every Examiner shall also ensure that all the answers are evaluated, marks carried over to the title page, correctly totaled and written in figures and words.
18	The candidates are entitled to obtain photocopy of the Answer Book on request on payment of the prescribed processing fee. All Examiners/Additional Head Examiners/Head Examiners are once again reminded that they must ensure that evaluation is carried out strictly as per value points for each answer as given in the Marking Scheme.

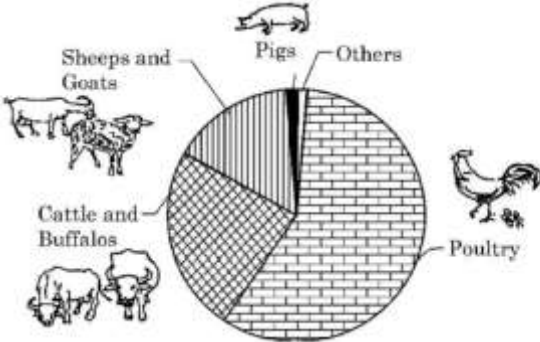


	<p>(A) 50 (B) 100 (C) 200 (D) 0 <b>Ans. (B) 100</b></p>	<b>1</b>
7.	<p>Identify, what does the shaded area (<math>\Delta EFG</math>), in the given figure indicate?</p>  <p>I. Consumption &gt; Income II. Saving = Zero (0) III. Consumption &lt; Income IV. Saving &lt; Zero (0) <b>Alternatives:</b> (A) I and II (B) II and III (C) III and IV (D) I and IV <b>Ans. (B) (II) and (III) or (C) III and IV</b></p> <p><b>For Visually Impaired Candidates:</b> Marginal Propensity to Save (MPS) is the slope of _____ function. (Choose the correct alternative.) (A) Consumption function (B) Cost function (C) Saving function (D) Investment <b>Ans. (C) Saving function</b></p>	<b>1</b>
8.	<p>The measurement of Balance of Payments deficit is based on _____ transactions. (Fill up the blank with correct alternative.) (A) Autonomous (B) Accommodating (C) Current account (D) Capital account <b>Ans. (A) Autonomous</b></p>	<b>1</b>
9.	<p>From the following, identify the correct reasons that may affect the supply of foreign exchange in an economy: I. Purchase of land in England by an Indian II. Foreign tourists visiting Taj Mahal III. Donation of \$ 500 million from Microsoft IV. Indian students going to Australia for studies <b>Alternatives:</b> (A) I and II (B) II and IV (C) II and III (D) I and IV <b>Ans. (C) (II) and (III)</b></p>	<b>1</b>
10.	<p>If in an economy the Balance of Trade is showing a deficit of ₹ 200 crore and the value of import is ₹ 900 crore, then the value of exports would be ₹ _____ crore. (Fill up the blank with correct alternative.) (A) 200 (B) 1100 (C) 700 (D) 900 <b>Ans. (C) 700</b></p>	<b>1</b>

11.	Calculate Net Value Added at Factor Cost ( $NVA_{FC}$ ) from the following data:																						
(a)	<table border="1" data-bbox="159 145 957 582"> <thead> <tr> <th>S. No.</th> <th>Particulars</th> <th>Amount (in ₹ lakh)</th> </tr> </thead> <tbody> <tr> <td>(i)</td> <td>Fixed capital goods (expected life span - 5 years)</td> <td>15</td> </tr> <tr> <td>(ii)</td> <td>Domestic Sales</td> <td>200</td> </tr> <tr> <td>(iii)</td> <td>Change in stock</td> <td>(-) 10</td> </tr> <tr> <td>(iv)</td> <td>Exports</td> <td>10</td> </tr> <tr> <td>(v)</td> <td>Single use producer goods</td> <td>120</td> </tr> <tr> <td>(vi)</td> <td>Net indirect taxes</td> <td>20</td> </tr> </tbody> </table> <p data-bbox="143 582 1372 806"> <b>Ans. Depreciation on fixed capital goods</b> = <math>\frac{\text{Fixed Capital}}{\text{Expected Life Span}} = \frac{15}{5} = 3</math>  <b>Net Value Added at Factor Cost (<math>NVA_{FC}</math>)</b> = (ii) + (iv) + (iii) – (v) - Depreciation – (vi)  = 200 + 10 + (-10) – 120 – (3) – 20  = ₹ 57 lakh  <b>OR</b> </p>	S. No.	Particulars	Amount (in ₹ lakh)	(i)	Fixed capital goods (expected life span - 5 years)	15	(ii)	Domestic Sales	200	(iii)	Change in stock	(-) 10	(iv)	Exports	10	(v)	Single use producer goods	120	(vi)	Net indirect taxes	20	<p data-bbox="1388 649 1468 806"> 1 ½  1  ½  <b>3</b> </p>
S. No.	Particulars	Amount (in ₹ lakh)																					
(i)	Fixed capital goods (expected life span - 5 years)	15																					
(ii)	Domestic Sales	200																					
(iii)	Change in stock	(-) 10																					
(iv)	Exports	10																					
(v)	Single use producer goods	120																					
(vi)	Net indirect taxes	20																					
(b)	<p data-bbox="143 806 1372 851">From the following data, estimate the value of Net Indirect Taxes (NIT):</p> <table border="1" data-bbox="159 851 1212 1176"> <thead> <tr> <th>S. No.</th> <th>Particulars</th> <th>Amount (in ₹ crore)</th> </tr> </thead> <tbody> <tr> <td>(i)</td> <td>Net National Product at Market Price (<math>NNP_{MP}</math>)</td> <td>1,400</td> </tr> <tr> <td>(ii)</td> <td>Net Factor Income from abroad</td> <td>(-) 20</td> </tr> <tr> <td>(iii)</td> <td>Gross National Product at Factor Cost (<math>GNP_{FC}</math>)</td> <td>1,300</td> </tr> <tr> <td>(iv)</td> <td>Consumption of Fixed Capital</td> <td>100</td> </tr> </tbody> </table> <p data-bbox="143 1176 1372 1332"> <b>Ans. Net Indirect Taxes</b> = (i) + (iv) – (iii)  = 1,400 + 100 – 1,300  = ₹ 200 crore </p>	S. No.	Particulars	Amount (in ₹ crore)	(i)	Net National Product at Market Price ( $NNP_{MP}$ )	1,400	(ii)	Net Factor Income from abroad	(-) 20	(iii)	Gross National Product at Factor Cost ( $GNP_{FC}$ )	1,300	(iv)	Consumption of Fixed Capital	100	<p data-bbox="1388 1176 1468 1332"> 1 ½  1  ½  <b>3</b> </p>						
S. No.	Particulars	Amount (in ₹ crore)																					
(i)	Net National Product at Market Price ( $NNP_{MP}$ )	1,400																					
(ii)	Net Factor Income from abroad	(-) 20																					
(iii)	Gross National Product at Factor Cost ( $GNP_{FC}$ )	1,300																					
(iv)	Consumption of Fixed Capital	100																					
12.	<p data-bbox="143 1332 1372 1422">Define with suitable examples, autonomous transactions and accommodating transactions in the Balance of Payments of an economy.</p> <p data-bbox="143 1422 1372 1534"><b>Ans. Autonomous transactions</b> are those international economic transactions which are independent of the state of Balance of Payments (BOP). These transactions generally take place with ‘economic motive’. For example, export of goods.</p> <p data-bbox="143 1534 1372 1780"><b>Accommodating transactions</b> are those international economic transactions which are undertaken (by competent authorities) to cover the surplus or deficit in Balance of Payments (BOP). These transactions are independent of any economic motive. For example, loan taken from the World Bank to cover the deficit in the BOP Account.</p>	<p data-bbox="1388 1422 1468 1780"> 1 + ½    1 + ½    <b>3</b> </p>																					
13.	<p data-bbox="143 1780 1372 1825">"With an objective to reduce inflation, government may reduce public Expenditure."</p> <p data-bbox="143 1825 1372 1870">(a) Discuss the rationale behind such a step which may be taken by the Government.</p> <p data-bbox="143 1870 1372 2027">(i) <b>Ans. Government through its public expenditure policy can control the situation of inflation. Reduced public expenditure by the government will lead to a fall in the money supply in an economy. Consequently, it leads to a reduction in the level of Aggregate Demand. This helps to tackle the situation of inflation prevailing in the economy.</b>  <b>(To be marked as a whole)</b></p>	<p data-bbox="1388 1892 1468 2027"> <b>3</b> </p>																					

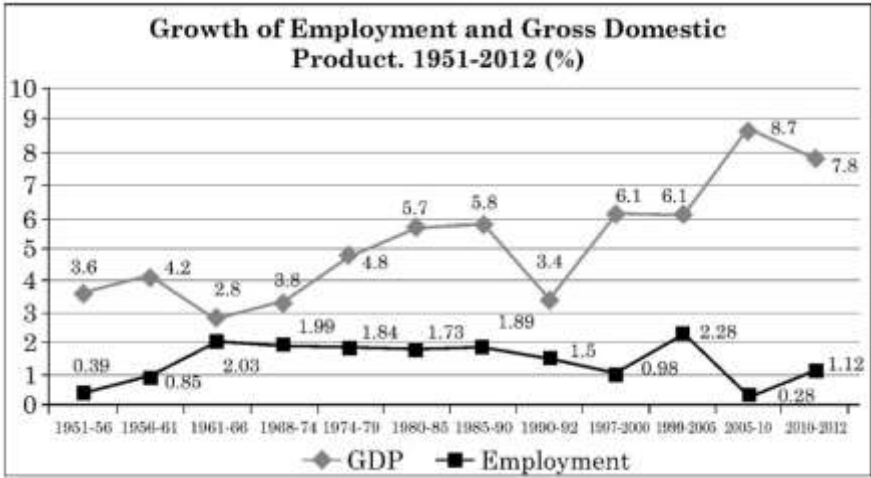
<p>(ii) Define Effective Demand Principle.  <b>Ans. Effective Demand Principle indicates that level of Aggregate Demand which can be met by the corresponding Aggregate Supply in the economy.</b></p> <p style="text-align: center;"><b>OR</b></p> <p>(b) State the meaning of ‘unintended accumulation of inventories’.  (i) <b>Ans. Unintended accumulation of inventories refers to an increase in the stock of unsold goods with the firms due to an unexpected fall in sales.</b></p> <p>(ii) “In an economy, Aggregate Demand (AD) is more than Aggregate Supply (AS).”  Elaborate the possible impacts of the same, on the level of output, income and employment.  <b>Ans. When Aggregate Demand is more than Aggregate Supply, it implies that households are planning to consume more than what the firms expected them to. This will lead to an unintended fall in inventories. To restore the desired level of inventories, producers may plan to expand production. As a result, there may be an increase in the level of output, employment and income in the economy.</b> (To be marked as a whole)</p>	<p style="text-align: right;"><b>1</b></p> <hr/> <p style="text-align: right;"><b>4</b></p> <hr/> <p style="text-align: right;"><b>1</b></p> <hr/> <p style="text-align: right;"><b>3</b></p> <hr/> <p style="text-align: right;"><b>4</b></p>
<p><b>14.</b> Suppose an economy is in equilibrium. From the following data, calculate investment expenditure in the economy:  (a) National Income (Y) = ₹ 10,000 crore  (b) Marginal Propensity to Save (MPS) = 0.2  (c) Autonomous Consumption (<math>\bar{C}</math>) = ₹100 crore  <b>Ans.</b>  <b>Given, National Income (Y) = ₹ 10,000 crore</b>  <b>Marginal Propensity to Save (MPS) = 0.2</b>  <b>Autonomous Consumption (<math>\bar{C}</math>) = ₹ 100 crore</b>  <b>Marginal Propensity to Consume (MPC) = 1- MPS</b>  <span style="padding-left: 150px;"><b>= 1- 0.2 = 0.8</b></span></p> <p style="padding-left: 40px;"><b>At equilibrium, Y= C + I</b>  <b>Y= <math>\bar{C}</math> + (MPC) Y + I</b>  <b>10,000 = 100 + (0.8) x 10,000 + I</b>  <b>I = ₹ 1,900 crore</b></p>	<p style="text-align: right;"><math>\frac{1}{2}</math></p> <p style="text-align: right;"><math>\frac{1}{2}</math></p> <p style="text-align: right;"><math>\frac{1}{2}</math></p> <p style="text-align: right;"><b>1</b></p> <p style="text-align: right;"><b>1</b></p> <p style="text-align: right;"><math>\frac{1}{2}</math></p> <hr/> <p style="text-align: right;"><b>4</b></p>
<p><b>15.</b> “Open Market Operation by the Reserve Bank of India (RBI) helps in regulating money supply in the economy.”  Justify the given statement.  <b>Ans. The Reserve Bank of India (RBI) can regulate the money supply in the economy by the sale/ purchase of government securities in the open market.</b>  <b>When RBI sells government securities, the availability of funds with commercial banks reduces, which in turn curtails their lending capacity. Consequently, the money supply in the economy falls.</b>  <b>On the contrary, when RBI buys government securities, the availability of funds with commercial banks rises, which in turn increases their lending capacity. Consequently, the money supply in the economy rises.</b> (To be marked as a whole)</p>	<p style="text-align: right;"><b>4</b></p>
<p><b>16.</b> Distinguish between Revenue Receipts and Capital Receipts of the government, with suitable example.  (a) <b>Ans. The receipts of the government that neither leads to any increase in liabilities nor reduction of assets is referred to as Revenue Receipts. For example: Taxes received by the government.</b></p> <p style="text-align: center;"><b>Whereas;</b></p> <p><b>The receipts of the government that either leads to any increases in liabilities or reduction of assets is referred to as Capital Receipts. For example: Proceeds from disinvestment.</b></p>	<p style="text-align: right;"><b>1 + ½</b></p> <hr/> <p style="text-align: right;"><b>1 + ½</b></p>

(ii)	<p>“Under the ‘Production Linked Incentive’ scheme, the Government of India offers various benefits like reduced import-export duties, incentives to investors, tax-rebates etc.” In the light of above statement, identify and explain the Budget objective and its likely consequences. <b>Ans. The highlighted government budget objective is the ‘allocation function’.</b> <b>The government may influence the allocation of resources by granting subsidies/tax rebates on the production of products that are socially beneficial.</b> <b>Consequently, with the ‘Production Linked Incentive’ Scheme, the government seeks to fulfill socio-economic goals and enhance national output and employment opportunities.</b></p>	1 2
<b>OR</b>		<b>6</b>
(b)	<p>“Under ‘Zero Defect, Zero Effect’ (ZED) scheme, the government of India provides up to 80% subsidy to Micro, Small and Medium Enterprises (MSMEs).” Identify and explain the objective of government budget, highlighted in the above text. <b>Ans. The highlighted government budget objective is the ‘allocation function’.</b> <b>With the subsidies to Micro, Small and Medium Enterprises (MSMEs), the government may seek to enhance national output and employment opportunities and achieve socio-economic goals. In a country like India, such steps are fruitful for the overall growth of the nation.</b></p>	1 2
(ii)	<p>Distinguish between Tax Revenue and Non-tax Revenue, with suitable examples. <b>Ans. Revenue generated by the government from various tax sources is referred to as tax revenue. Tax revenue can be received in the form of direct and indirect taxes. For example, Income Tax.</b></p> <p style="text-align: center;"><b>Whereas;</b></p> <p><b>Revenue generated by the government from sources other than taxes is referred to as Non-Tax Revenue. For example, interest receipts on account of loans by the Central Government.</b></p>	1 + ½ 1 + ½
<b>6</b>		<b>6</b>
17.	<p>As per The Economic Times report, dated April 11, 2023 (a) “Electric Vehicle sales cross 10 Lakh mark in financial year 2022-23.” Analyse the likely impacts of this news on Gross Domestic Product (GDP) and Welfare. <b>Ans. The increased sales of electric vehicles may have positive impacts on both GDP and welfare. An increase in sales of E-vehicles directly contributes to the value addition in the economy which in turn leads to increase in Gross Domestic Product.</b> <b>Electric vehicles are generally considered environment-friendly and improve public welfare.</b> (To be marked as a whole)</p> <p>(b) Discuss briefly, the circular flow of income in a two sector economy model. <b>Ans. In a two-sector economy model, households are the owners of factors of production (Land, Labour, Capital, Entrepreneur). Firms combine these factors of production to produce goods and services. They make factor payments (Rent, Wages, Interest, Profits) to households, which in turn, are spent by the households on the consumption of final goods and services.</b> <b>Thus, the income earned by the factors of production flows back to the production units in the form of aggregate consumption expenditure, thereby completing the circular flow of income.</b> (To be marked as a whole)</p>	3 3
<b>SECTION – B</b> <b>(Indian Economic Development)</b>		<b>6</b>
18.	After independence, the rationale behind choosing Modernization as a planning objectives for the Indian economy were _____.	

	<p>I. To bring positive changes in the social outlook          II. Equitable distribution of income          III. Technological Upgradation          IV. Increase in Economic Divide</p> <p><b>Alternatives:</b>          (A) I and II (B) II and III          (C) I and III (D) I and IV</p> <p><b>Ans. (C) I and III</b></p>	<b>1</b>
<p><b>19.</b></p>	<p>Study the following picture:</p>  <p>Identify the kind of activities, which may be envisaged under _____ as diversification activity.</p> <p style="text-align: right;">(Fill up the blank with correct alternative.)</p> <p><b>Alternatives:</b>          (A) Animal Husbandry (B) Fisheries          (C) Horticulture (D) Organic farming</p> <p><b>Ans. (A) Animal Husbandry</b></p> <p><b>For Visually Impaired Candidates:</b>          _____ farming is a system that is helpful in restoring, maintaining and enhancing the ecological balance. (Choose the correct alternative to fill in the blank.)          (A) Multi layered (B) Chemical          (C) Organic (D) Conventional</p> <p><b>Ans. (C) Organic</b></p>	<b>1</b>
<p><b>20.</b></p>	<p>Read the following statements: Assertion (A) and Reason (R). Choose the correct alternative from those given below:</p> <p><b>Assertion (A):</b> India could not develop a sound Industrial-base during the British rule.  <b>Reason (R):</b> Britishers followed restrictive trade policies, which strengthened Indian handicraft industries.</p> <p><b>Alternatives:</b>          (A) Both Assertion (A) and Reason (R) are true and Reason (R) is the correct explanation of Assertion (A).          (B) Both Assertion (A) and Reason (R) are true, but Reason (R) is not the correct explanation of Assertion (A).          (C) Assertion (A) is true, but Reason (R) is false.          (D) Assertion (A) is false, but Reason (R) is true.</p> <p><b>Ans. (C) Assertion (A) is true, but Reason (R) is false.</b></p>	<b>1</b>
<p><b>21.</b></p>	<p>From the events given in Column-I and facts given in Column-II about China, choose the correct pair:</p>	

	Column - I		Column - II	
	(a) Structural transformation	(i)	Limited Urbanisation	
	(b) Great leap forward campaign	(ii)	Reduced global demand for Chinese products	
	(c) Less stress of usage on natural resources	(iii)	Low density of population	
	(d) Slowdown in GDP, since 2014	(iv)	Aimed at massive industrialisation	
	<b>Alternatives:</b> (A) (a) – (i) (B) (b) – (ii) (C) (c) – (iii) (D) (d) – (iv) <b>Ans. (C) (c) – (iii)</b>			<b>1</b>
<b>22.</b>	Read the following statements carefully: <b>Statement 1:</b> China has used Market system mechanism without losing political commitment to create additional social and economic opportunities. <b>Statement 2:</b> India, Pakistan and China have similar physical endowments but totally different Political systems. (A) Statement 1 is true and Statement 2 is false. (B) Statement 1 is false and Statement 2 is true. (C) Both Statements 1 and 2 are true. (D) Both Statements 1 and 2 are false. <b>Ans. (C) Both Statements 1 and 2 are true.</b>			<b>1</b>
<b>23.</b>	Read the following statements carefully: <b>Statement 1:</b> Casual workers are hired on a permanent basis and also get social security benefits. <b>Statement 2:</b> Workforce comprises, both employed and unemployed person. In the light of the given statements, choose the correct alternative from the following: (A) Statement 1 is true and Statement 2 is false. (B) Statement 1 is false and Statement 2 is true. (C) Both Statements 1 and 2 are true. (D) Both Statements 1 and 2 are false. <b>Ans. (D) Both Statements 1 and 2 are false.</b>			<b>1</b>
<b>24.</b>	_____ indicator may be defined as the measure of the extent of demographic participation in Social and Political decision making in a Country. (Fill up the blank with correct alternative.) (A) Economic (B) Health (C) Demographic (D) Liberty <b>Ans. (D) Liberty</b>			<b>1</b>
<b>25.</b>	Introduction of Economic Reforms in Pakistan took place in year _____. (Fill up the blank with correct alternative.) (A) 1978 (B) 1980 (C) 1988 (D) 1991 <b>Ans. (C) 1988</b>			<b>1</b>
<b>26.</b>	The scheme of ‘Micro Finance’ is extended through _____ credit provision. (Fill up the blank with correct alternative.) (A) Self help groups (B) Land Development Banks (C) Regional Rural Banks (D) Commercial Banks <b>Ans. (A) Self help groups</b>			<b>1</b>

27.	<p>Read the following statements carefully:  <b>Statement 1:</b> Outsourcing is one of the important outcome of globalization process.  <b>Statement 2:</b> Owing to globalization, many Indian companies have expanded their operation abroad.</p> <p>In the light of the given statements, choose the correct alternative from the following:          (A) Statement 1 is true and Statement 2 is false.          (B) Statement 1 is false and Statement 2 is true.          (C) Both statement 1 and 2 are true.          (D) Both statement 1 and 2 are false.  <b>Ans. (C) Both statement 1 and 2 are true.</b></p>	1																												
28.	<p>Discuss the need for ‘On-the-job training’ for an employee.  <b>Ans. In the rapidly evolving competitive environment, on-the-job training becomes a vital requirement for an employee. It helps the employee to adapt to newer technologies. Hence, it adds to the productive capacity of employees. Moreover, the benefits from such training outweigh the cost. Thus, on-the-job training is essential for upgrading the skills and expertise of an employee.</b></p> <p style="text-align: right;"><b>(To be marked as a whole)</b></p>	3																												
29.	<p>“Opening up of Suez Canal helped in establishing the British monopoly control over India's foreign trade”.</p> <p>(a) Justify the given statement with valid arguments.  <b>Ans. Opening of the Suez Canal provided a direct and shorter trade route for ships operating between Britain and India and avoided the need to sail around Africa. Thus, it intensified British control over India’s foreign trade as it reduced the cost of transportation and made access to the Indian market easier.</b></p> <p style="text-align: right;"><b>(To be marked as a whole)</b></p> <p style="text-align: center;"><b>OR</b></p> <p>(b) “Development of Railways during British rule encouraged colonial exploitation of the Indian resources.”</p> <p>Justify the given statement with valid arguments.  <b>Ans. Development of Railways during British rule fostered commercialisation of Indian agriculture, which adversely affected the self-sufficiency of the village economies. Through railways, primary products were transported to the nearest ports which led to drain of India’s wealth, as this export surplus did not result in any flow of gold or silver into India.</b></p> <p><b>Hence, the benefits from the introduction of railways were outweighed by the country’s huge economic loss.</b></p> <p style="text-align: right;"><b>(To be marked as a whole)</b></p>	3																												
30.	<p>From the given data, Compare and analyse the Annual Growth of Population and Sex Ratio of China and Pakistan, with valid reasons:</p> <p style="text-align: center;"><b>Demographic Indicators, 2017-18</b></p> <table border="1" data-bbox="161 1576 1359 1890"> <thead> <tr> <th>Country</th> <th>Estimated Population (in million)</th> <th>Annual Growth of Population</th> <th>Population Density (per sq. km)</th> <th>Sex Ratio</th> <th>Fertility Rate</th> <th>Urbanisation</th> </tr> </thead> <tbody> <tr> <td>India</td> <td>1352</td> <td>1.03</td> <td>455</td> <td>924</td> <td>2.2</td> <td>34</td> </tr> <tr> <td>China</td> <td>1393</td> <td>0.46</td> <td>148</td> <td>949</td> <td>1.7</td> <td>59</td> </tr> <tr> <td>Pakistan</td> <td>212</td> <td>2.05</td> <td>275</td> <td>943</td> <td>3.6</td> <td>37</td> </tr> </tbody> </table> <p><b>Ans. The given data depicts that China's population growth rate is relatively low at 0.46%, indicating a slower rate of population after the adoption of One Child norm; whereas Pakistan's population growth rate is significantly higher at 2.05%, which is more than 4 times to the annual growth of China’s population.</b></p>	Country	Estimated Population (in million)	Annual Growth of Population	Population Density (per sq. km)	Sex Ratio	Fertility Rate	Urbanisation	India	1352	1.03	455	924	2.2	34	China	1393	0.46	148	949	1.7	59	Pakistan	212	2.05	275	943	3.6	37	2
Country	Estimated Population (in million)	Annual Growth of Population	Population Density (per sq. km)	Sex Ratio	Fertility Rate	Urbanisation																								
India	1352	1.03	455	924	2.2	34																								
China	1393	0.46	148	949	1.7	59																								
Pakistan	212	2.05	275	943	3.6	37																								

	<p>However, the sex ratio was lopsided in both China and Pakistan. The number of females per 1000 males in China is approximately 949 and in Pakistan is 943. Son preference is the prime reason behind the skewed sex ratio.</p>	2																																							
		4																																							
<p>31. (a)</p>	<p>Study the following chart of Employment and Gross Domestic Product. Analyse the trend of the two variables between 1990-2012.</p>  <table border="1" data-bbox="347 344 1222 819"> <caption>Growth of Employment and Gross Domestic Product. 1951-2012 (%)</caption> <thead> <tr> <th>Period</th> <th>GDP (%)</th> <th>Employment (%)</th> </tr> </thead> <tbody> <tr><td>1951-56</td><td>3.6</td><td>0.39</td></tr> <tr><td>1956-61</td><td>4.2</td><td>0.85</td></tr> <tr><td>1961-66</td><td>2.8</td><td>2.03</td></tr> <tr><td>1966-71</td><td>3.8</td><td>1.99</td></tr> <tr><td>1971-76</td><td>4.8</td><td>1.84</td></tr> <tr><td>1976-81</td><td>5.7</td><td>1.73</td></tr> <tr><td>1981-86</td><td>5.8</td><td>1.89</td></tr> <tr><td>1986-91</td><td>3.4</td><td>1.5</td></tr> <tr><td>1991-96</td><td>6.1</td><td>0.98</td></tr> <tr><td>1996-2001</td><td>6.1</td><td>2.28</td></tr> <tr><td>2001-06</td><td>8.7</td><td>0.28</td></tr> <tr><td>2006-11</td><td>7.8</td><td>1.12</td></tr> </tbody> </table> <p>Ans. The period between 1990 to 2012 had been a significant one as India's Gross Domestic Product (GDP) growth rate grew positively from 3.4% in 1990s to 7.8% in 2012. However, the employment growth rate has shown declining trends from 1.5% to 1.12% during the same period.</p> <p>Indian economy has witnessed the peculiar phenomena of 'jobless growth' over all these years i.e. GDP growth rate increased without a corresponding increase in the rate of employment. During 2005-10, employment growth rate was a meagre 0.28%. However, GDP was growing at a sky rocketing pace of 8.7%. In a nutshell, the period between 1990-2012 was a roller coaster ride for the Indian economy on the fronts of GDP and Employment Growth rate. (To be marked as a whole)</p> <p><b>For Visually Impaired Candidates:</b>          Explain why are regular salaried employees more in urban areas than in rural areas.  <b>Ans. Regular salaried employees are more in urban areas as it has a higher concentration of businesses, industries, and provide more job opportunities for regular salaried positions compared to rural areas where employment options may be limited.</b></p>	Period	GDP (%)	Employment (%)	1951-56	3.6	0.39	1956-61	4.2	0.85	1961-66	2.8	2.03	1966-71	3.8	1.99	1971-76	4.8	1.84	1976-81	5.7	1.73	1981-86	5.8	1.89	1986-91	3.4	1.5	1991-96	6.1	0.98	1996-2001	6.1	2.28	2001-06	8.7	0.28	2006-11	7.8	1.12	3
Period	GDP (%)	Employment (%)																																							
1951-56	3.6	0.39																																							
1956-61	4.2	0.85																																							
1961-66	2.8	2.03																																							
1966-71	3.8	1.99																																							
1971-76	4.8	1.84																																							
1976-81	5.7	1.73																																							
1981-86	5.8	1.89																																							
1986-91	3.4	1.5																																							
1991-96	6.1	0.98																																							
1996-2001	6.1	2.28																																							
2001-06	8.7	0.28																																							
2006-11	7.8	1.12																																							
	<p>(b) Define Worker - Population Ratio.  <b>Ans. Worker - Population Ratio is defined as the total number of workers in a country divided by population. It is represented in percentage.</b></p>	1																																							
	<p>32. (a) "Infrastructural development is an essential element to obtain the full potential of the rural sector in India".          (i) Justify the given statement with valid arguments.  <b>Ans. Development of infrastructure facilities such as provision of electricity, roads, irrigation, marketing etc. is essential to enhance the production and productivity in the rural areas. The availability of easy and affordable credit generates employment opportunities. Moreover, it also provides avenues for diversification from farm to non-farm and allied activities.</b>  <b>Hence, infrastructural development acts as a catalyst in the overall development of the rural economy. (To be marked as a whole)</b></p>	3																																							

(ii)	<p>State the meaning of ‘Human Development’</p> <p><b>Ans. Human development is based on the idea that education and health are integral to human well-being and human beings are end in themselves.</b></p>	1
<b>OR</b>		4
(b)	<p>“In a nation like India, self employment provides an important avenue for employment generation.”</p> <p>Defend or refute the given statement with valid arguments.</p> <p><b>Ans. The given statement is defended. In a nation like India, self-employment is a major source of livelihood for both men and women. Self-employed workers are the ones who own and operate an enterprise to earn their livelihood. Thus, besides creating employment opportunities for themselves, they also generally provide employment avenues for other people in the economy.</b></p> <p style="text-align: right;"><b>(To be marked as a whole)</b></p>	4
33.	<p>Read the following text carefully:</p> <p>India has aimed to reduce the country’s carbon intensity by approximately 45% by 2030. To achieve this ‘Green finance’ plays a vital role. At the initial stages, green finance needs a big push from the government. The Indian government has identified projects worth ₹ 25,000 crore that will be financed by proceeds from Sovereign Green Bonds.</p> <p>According to the framework approved by finance ministry, the sovereign green bonds will focus on financing public projects including renewable energy, climate change, clean transportation, sustainable water and waste management and pollution control.</p> <p>Businesses that take green finance can get benefit in various ways. It can help them follow different environmental norms and regulations and thus avoid possible fines. Adopting sustainable developmental practices enhances brand value of businesses. Customers tend to prefer brands that adopt clear sustainable development practices. The energy-efficient and other sustainable development practices promoted by green finance also often help in saving cost, boosting profitability of businesses etc.</p> <p style="text-align: right;">-The Economic Times, April 22, 2023 (Modified)</p> <p>On the basis of given text and common understanding, answer the following questions:</p> <p>(a) Define sustainable development.</p> <p><b>Ans. Sustainable development is the development that meets the need of the present generation without compromising the ability of the future generation to meet their own needs.</b></p> <p>(b) State the public project areas, where Sovereign Green Bond are focussed.</p> <p><b>Ans. The Sovereign Green Bonds focus on financing public projects such as renewable energy, climate change, clean transportation, sustainable water and waste management and pollution control.</b></p> <p>(c) How can businesses get benefit from green finance?</p> <p><b>Ans. Green finance can benefit businesses in the following ways:</b></p> <ul style="list-style-type: none"> <li>• <b>It can help them follow different environmental norms and regulations and thus avoid possible fines.</b></li> <li>• <b>Adopting sustainable developmental practices enhances brand value of businesses.</b></li> <li>• <b>The energy-efficient practices help in saving cost, boosting profitability of businesses etc.</b></li> </ul> <p style="text-align: right;"><b>(To be marked as a whole)</b></p> <p style="text-align: center;"><b>(Any other valid argument to be awarded marks)</b></p>	<p>1</p> <p>2</p> <p>3</p> <p style="text-align: right;"><b>6</b></p>

34.	Defend or refute the following statements with valid arguments:	
(a)	“The policy of protectionism encouraged the growth of domestic industries, but at the same time proved to be an impediment.”	
(i)	<p><b>Ans. The given statement is defended. The licensing policy was used to nurture and expand the production of domestic industries. However, restrictions on imports distorted consumer sovereignty as producers had no incentive to improve the quality of their goods. In addition to this, excessive regulation in the form of permit license raj prevented certain firms from becoming more efficient and proved to impede the growth of domestic industries.</b></p> <p style="text-align: right;">(To be marked as a whole)</p>	3
(ii)	<p>“New Economic Policy 1991 altered the role of Reserve Bank of India (RBI) in the economy.”</p> <p><b>Ans. The given statement is defended. The New Economic Policy 1991 altered the role of Reserve Bank of India (RBI) from regulator to facilitator of the financial sector. This means that the financial sector was given greater autonomy on many matters independent of RBI.</b></p> <p style="text-align: right;">(To be marked as a whole)</p>	3
<b>OR</b>		6
(b)	Explain the changes that were observed in India’s occupational structure during the British rule.	
(i)	<p><b>Ans. The British India’s occupational structure experienced growing regional variation as:</b></p> <ul style="list-style-type: none"> <li>• <b>Parts of Madras Presidency, Bombay and Bengal witnessed a decline in the dependence of the workforce on the agricultural sector with a commensurate increase in the manufacturing and the services sectors.</b></li> <li>• <b>There had been an increase in the share of workforce in agriculture in states such as Orissa, Rajasthan and Punjab.</b></li> </ul>	1 ½  1 ½
(ii)	<p>“Navratan Policy of the government has helped in improving the performance of Public Sector Undertakings in India.”</p> <p>Do you agree with the given statement? Justify your answer with valid arguments.</p> <p><b>Ans. Yes. In order to improve efficiency, infuse professionalism and enable Public Sector Undertakings (PSUs) to compete more effectively in the liberalised global environment, the government identified profit making PSUs. Government declared them as Maharatnas, Navratnas and Miniratnas. PSUs were given greater managerial and operational autonomy, in taking various decisions.</b></p> <p><b>As a result, over the years these Maharatnas, Navratnas and Miniratnas have performed exceedingly well and established themselves as market leaders.</b></p> <p style="text-align: right;">(To be marked as a whole)</p>	3
		6

\* \* \*